laughlin ricks architecture

134 3rd Ave E
Twin Falls, ID 83301
208.736.8050

Addendum NO. 2

PROJECT: A New Hotel For: Terra Development LLC
Date: June 9, 2022

To the General Contractor, Subcontractors and Suppliers:

The following items contain additions, deletions, or modifications to the Plans and Specifications. This Addendum forms a part of the Contract Documents and shall be bound inside the cover of the Project Manual.

General Contractor shall be responsible for contacting their sub-contractors as this addendum may affect them.

Bidders shall acknowledge receipt of this Addendum on the Contractor Bid Proposal.

GENERAL NOTES:

1. The concrete at all polished concrete floor location shall be 4,000 PSI concrete.
2. Linen Chute is OFOI. Chute shaft is CFCI.
3. Public Restroom toilet accessories are CFCI. Grab bars in ADA rooms are CFCI. Specification attached.
4. Flooring in guestrooms shall extend under all casework including the bathroom casework.
5. Concrete floor slab on grade shall slope to the drains at the swimming pool deck.
6. Tile floor at waterslide launch room shall be thick set sloped to the drain.
7. Card Access is specified in the hardware specification.
8. Camera system is OFOI.
9. Landscape and irrigation are OFOI. The system will be design build. Contact Shawn Allen. creek180@yahoo.com

SPECIFICATIONS MANUAL:

SECTION 87100 hardware specification ADD the following:
Door 1.22E to group 05 and door 1.19P to group 07

SECTION 093000 TILE
2.1, A., 1. a. REVISE as follows:

A. Wall and Floor Tile Manufacturers:

1. Floor Tile:
   a. Swimming pool and water slide chute rooms **(running bond pattern)**
      1) Crossville, Feel Stripes
      2) Size: 12 X 24
      3) Color: Ivory

2.1, A., 3. a. REVISE as follows:

3. Wall Tile:
   a. Guest Room Bathrooms, **public restrooms, and above 3 tubs on 4th floor.**
      1) Symmetry by Mediterranea, Linen
      2) Size: 12 X 24
      3) Color: As Selected

ADD section 102813 – commercial toilet accessories in its entirety.

ARCHITECTURAL DRAWINGS
REVISE Sheet A0-5 per Attached.
REVISE Sheet A2-1 per Attached.
REVISE Sheet A2-6 per attached.
REVISE Sheet A2-7 per attached.
REVISE Sheet A2-13 per attached.
REVISE Sheet A2-24 per attached.
REVISE Sheet A6-0 per attached.
REVISE Sheet A7-0 per attached.
REVISE Sheet A8-2 per attached.
REVISE Sheet A8-3 per attached.
REVISE Sheet A9-0 per attached.
REVISE Sheet A9-3 per attached.
REVISE Sheet A9-4 per attached.
REVISE Sheet A10-7 per Attached.

APPROVED SUBSTITUTION REQUESTS

1.	096500	Resilient Flooring, Rubber Sheet Flooring	Roppe Tuflex Athletic Flooring

Summary of Attachments to Addendum No. 2
(Bidders check to verify receipt of all attachments.)

SPECIFICATIONS
Section 102813 – commercial toilet accessories

ARCHITECTURAL DRAWINGS
Sheets A0-5, A2-1, A2-6, A2-7, A2-13, A2-24, A6-0, A7-0, A8-2, A8-3, A9-0, A9-3, A9-4, A10-7
.

END OF ADDENDUM No. 2

SECTION 102813 - COMMERCIAL TOILET ACCESSORIES

PART 1 – GENERAL

1.1 SUMMARY

A. Products Furnished and Installed Under This Section:

1. Selected accessories for Rest Rooms and bathrooms

2. Laundary and cart storage room accessories.

1.2 SUBMITTALS

A. Action Submittals:

1. Shop Drawings: Schedule showing items used, location where installed, and proper attaching devices for substrate.

B. Closeout Submittals:

1. Operations and Maintenance Data: Include manufacturer's literature or cut sheets in Operations and Maintenance Manual.

2. Warranty Documentation: Include final, executed warranty in Operations and Maintenance Manual.

1.3 WARRANTY

A. Manufacturer's standard warranty against rusting.

PART 2 – PRODUCTS

2.1 MANUFACTURED UNITS

A. Manufacturers:

1. Manufacturer List:

A) American Specialties Inc (ASI), Yonkers, NY

b) Bobrick Washroom Equipment Inc, North Hollywood, CA

c) Bradley Corp, Menomonee Falls, WI

B. Materials:

1. Approved Products.

a) Rest Rooms:

1) Mirrors: Glass with stainless steel channel frame with No. 4 Satin finish. Bobrick B-290 2436: *24" W x 36" H*. Bradly equal.

2) Grab Bars:

a. Concealed mount, 18 ga, type 304 stainless steel, 1-1/2-inch diameter, and nonslip finish in configuration shown on Drawings.

3) Sanitary Napkin Disposal Container: A&J AAI ASI Bobrick. Bradley GAMCO U590 NM-10 0852 B-270 4781-15 ND-1. (1) at each public restroom.

6) Soap Dispenser: Colgate Palmolive Co. CPM 01951

7) Paper Towel Dispenser – B-262

8) Toilet Paper Dispenser – B69997

9) Toilet Seat Cover Dispenser – B-221

b) Mop sinks/Laundry and cart storage Rooms:

1) Mop Holder: Series B-224 x 36

PART 3 – EXECUTION

3.1 INSTALLATION

A. Install using mounting devices proper for base structure.

B. Where possible, mount like items in adjoining compartments back-to-back on same partition.

END OF SECTION

UL DESIGN NO. L570 2

FIRE RATING:	1 HOUR	IIC:	78
STC:	59	SOUND TEST:	H5048.06
SOUND TEST:	H5048.06		
SYSTEM THICKNESS:	1" 4 3/32"		

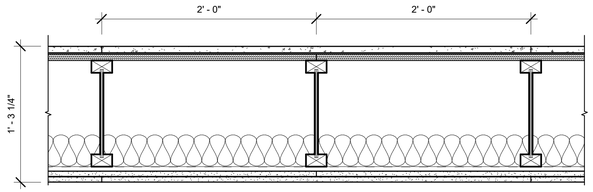

ASSEMBLY OPTIONS:

FINISH FLOORING:	PER FINISH PLANS
FLOOR TOPPING MIXTURE:	3/4" USG LEVELROCK® BRAND 2500 SERIES UNDERLAYMENT
FLOOR MAT:	1/8" USG LEVELROCK® BRAND SAM-N12™ SOUND ATTENUATION MAT
SUBFLOORING:	23/32" PLYWOOD PANEL
STRUCTURAL WOOD MEMBERS:	11-7/8" WOOD I-JOISTS, SPACED 16" O.C.
INSULATION:	3-1/2" UNFACED GLASS FIBER
RESILIENT CHANNELS:	25 GA. RESILIENT CHANNELS SPACED 16" O.C. (SOUND TESTED WITH RC DELUXE®)
GYPSUM BOARD:	TWO LAYERS 5/8" USG SHEETROCK® BRAND ECOSMART PANELS FIRECODE® X (UL TYPE ULIX™)

NOTES:

FOR THE MOST UP-TO-DATE INFORMATION OR ASSEMBLY OPTIONS, REFER TO THE UL FIRE RESISTANCE DIRECTORY.

REFER TO THE UL FIRE RESISTANCE DIRECTORY FOR INFORMATION REGARDING PRODUCT ORIENTATION AND FASTENING REQUIREMENTS.

1 FC-2J-1-02 GUEST ROOMS
1 1/2" = 1'-0"

GA FILE NO. FC 5406

FIRE RATING: 1 HOUR

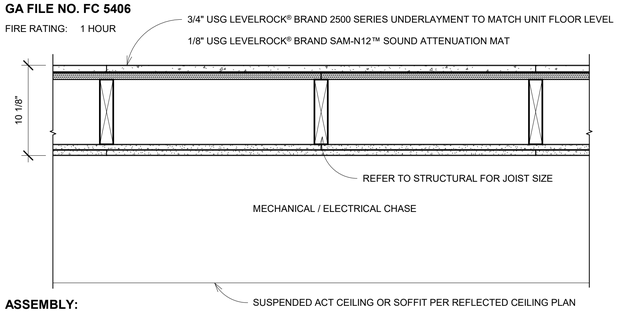

ASSEMBLY:

FINISH FLOOR PER FINISH SCHEDULE

BASE LAYER 5/8" TYPE X GYPSUM WALLBOARD APPLIED AT RIGHT ANGLES TO 2X8 WOOD JOISTS 24" O.C. WITH 1 1/4" TYPE W OR S DRYWALL SCREWS 24" O.C. **FACE** LAYER 5/8" TYPE X GYPSUM WALLBOARD OR GYPSUM VENEER BASE APPLIED AT RIGHT ANGLES TO JOISTS WITH 1 7/8" TYPE W OR S DRYWALL SCREWS 12" O.C. AT JOINTS AND INTERMEDIATE JOISTS AND 1 1/2" TYPE G DRYWALL SCREWS 12" O.C. PLACED 2" BACK ON EITHER SIDE OF END JOINTS. JOINTS OFFSET 24" FROM BASE LAYER JOINTS. WOOD JOISTS SUPPORTING 23/32" PLYWOOD WITH EXTERIOR GLUE APPLIED AT RIGHT ANGLES TO JOISTS WITH 8d NAILS. CEILING PROVIDES ONE HOUR FIRE RESISTANCE PROTECTION FOR FRAMING, INCLUDING TRUSSES.

2 FC 5406 GA CORRIDORS
1 1/2" = 1'-0"

GA FILE NO. FC 5407

FIRE RATING: 1 HOUR

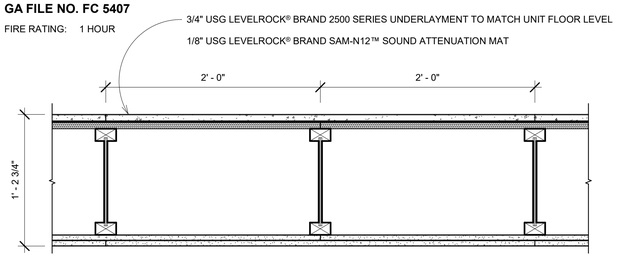

ASSEMBLY:

FINISH FLOOR PER FINISH PLANS
BASE LAYER 5/8" TYPE X GYPSUM WALLBOARD APPLIED AT RIGHT ANGLES TO WOOD I-JOISTS 24" O.C. WITH 1 1/4" TYPE W OR S DRYWALL SCREWS 24" O.C. FACE LAYER 5/8" TYPE X GYPSUM WALLBOARD OR GYPSUM VENEER BASE APPLIED AT RIGHT ANGLES TO I-JOISTS WITH 1 7/8" TYPE W OR S DRYWALL SCREWS 12" O.C. AT JOINTS AND INTERMEDIATE I-JOISTS AND 1 1/2" TYPE G DRYWALL SCREWS 12" O.C. PLACED 2" BACK ON EITHER SIDE OF END JOINTS. JOINTS OFFSET 24" FROM BASE LAYER JOINTS. WOOD I-JOISTS SUPPORTING 1/2" WOOD STRUCTURAL PANELS APPLIED AT RIGTH ANGLES TO JOISTS WITH 8d NAILS. CEILING PROVIDES ONE HOUR FIRE RESISTANCE PROTECTION FOR I-JOISTS.

3 FC-5407 GA AT CORRIDOR/ELEVATOR
1 1/2" = 1'-0"

GA FILE NO. RC 2602

FIRE RATING: 1 HOUR

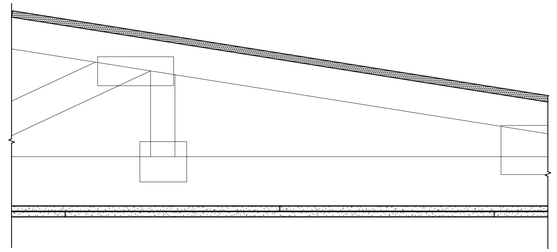

ASSEMBLY:

BASE LAYER 5/8" TYPE X GYPSUM WALLBOARD APPLIED AT RIGHT ANGLES TO WOOD ROOF TRUSSES 24" O.C. WITH 1 1/4" TYPE W OR S DRYWALL SCREWS 24" O.C. **FACE** LAYER 5/8" TYPE X GYPSUM WALLBOARD OR GYPSUM VENEER BASE APPLIED AT RIGHT ANGLES TO TRUSSES WITH 1 7/8" TYPE W OR S DRYWALL SCREWS 12" O.C. AT JOINTS AND INTERMEDIATE TRUSSES AND 1 1/2" TYPE G DRYWALL SCREWS 12" O.C. PLACED 2" BACK ON EITHER SIDE OF END JOINTS. JOINTS OFFSET 24" FROM BASE LAYER JOINTS. WOOD TRUSSES SUPPORTING 1/2" WOOD STRUCTURAL PANELS APPLIED AT RIGHT ANGLES TO TRUSSES WITH 8d NAILS. APPROPRIATE ROOF COVERING. **CEILING PROVIDES ONE HOUR FIRE RESISTANCE PROTECTION FOR TRUSSES.**

4 RC 2602
1 1/2" = 1'-0"

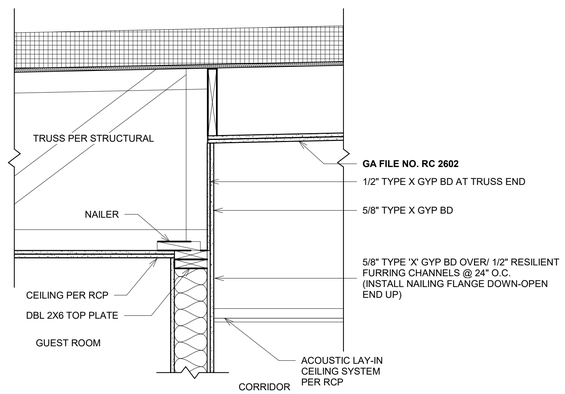

5 TOP OF CORRIDOR WALL
1" = 1'-0"

SIMILAR AT FURRED WALL CONDITION.

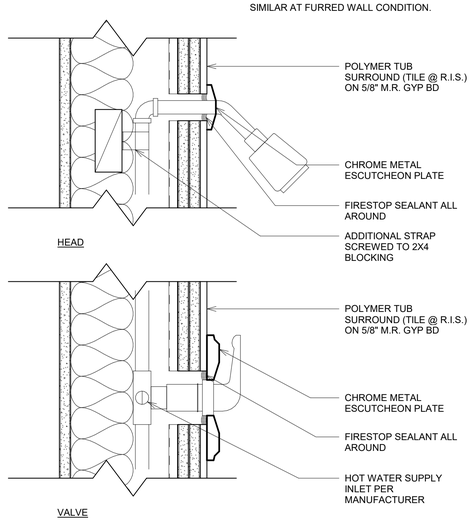

6 PLUMBING @ RATED WALL
3" = 1'-0"

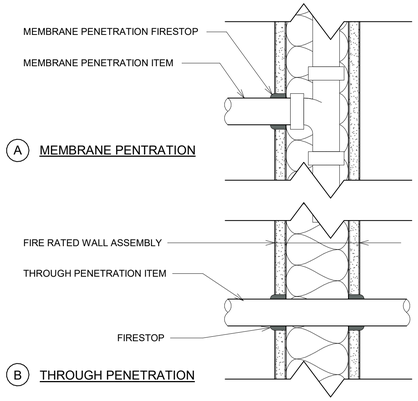

7 WALL PENETRATIONS
3" = 1'-0"

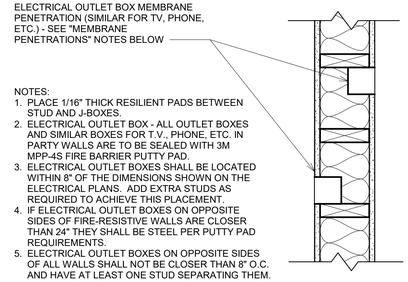

NOTES:
1. PLACE 1/16" THICK RESILIENT PADS BETWEEN STUD AND J-BOXES.
2. ELECTRICAL OUTLET BOX - ALL OUTLET BOXES AND SIMILAR BOXES FOR T.V., PHONE, ETC. IN PARTY WALLS ARE TO BE SEALED WITH 3M MPP-4S FIRE BARRIER PUTTY PAD.
3. ELECTRICAL OUTLET BOXES SHALL BE LOCATED WITHIN 8" OF THE DIMENSIONS SHOWN ON THE ELECTRICAL PLANS. ADD EXTRA STUDS AS REQUIRED TO ACHIEVE THIS PLACEMENT.
4. IF ELECTRICAL OUTLET BOXES ON OPPOSITE SIDES OF FIRE-RESISTIVE WALLS ARE CLOSER THAN 24" THEY SHALL BE STEEL PER PUTTY PAD REQUIREMENTS.
5. ELECTRICAL OUTLET BOXES ON OPPOSITE SIDES OF ALL WALLS SHALL NOT BE CLOSER THAN 8" O.C. AND HAVE AT LEAST ONE STUD SEPARATING THEM.

8 BACK TO BACK OUTLET BOXES
1 1/2" = 1'-0"

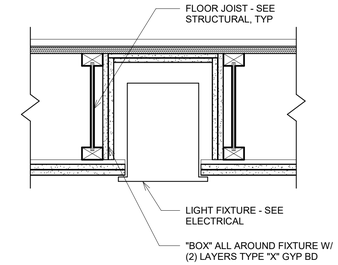

10 LIGHT FIXTURE @ RATED CEILING
1 1/2" = 1'-0"

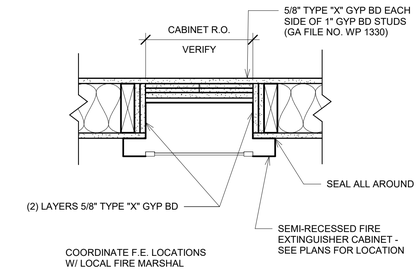

11 FIRE EXTINGUISHER CABINET
1 1/2" = 1'-0"

GA FILE NO. WP 8007	PROPRIETARY	1 HOUR FIRE

GYPSUM WALLBOARD, GLASS MAT GYPSUM SUBSTRATE, STEEL STUDS

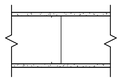

EXTERIOR SIDE: ONE LAYER 5/8" PROPRIETARY TYPE X GLASS MAT GYPSUM SUBSTRATE (SHEATHING) APPLIED PARALLEL OR AT RIGHT ANGLES TO 8" STEEL STUDS 24" O.C. WITH 1" TYPE S CORROSION RESISTANT SCREWS 8" O.C. AT VERTICAL STUDS AND 12" O.C. AT PERIMETER RUNNERS. JOINSTS CAULKED WITH FLEXIBLE, NON-HARDENING BUILDING SEALANT OR COVERED WITH WEATHER EXPOSED CLADDING OR FINISH SYSTEM

INTERIOR SIDE: ONE LAYER 5/8" PROPRIETARY TYPE X GLASS MAT GYPSUM SUBSTRATE, GLASS MAT WATER-RESISTANT GYPSUM BACKING BOARD, GYPSUM WALLBOARD, WATER-RESISTANT GYPSUM BACKING BOARD, OR GYPSUM VENEER BASE APPLIED PARALLEL OR AT RIGHT ANGLES TO STUDS WITH 1" TYPE S DRYWALL SCREWS 8" O.C. AT STUDS AND 12" O.C. AT FLOOR AND CEILING RUNNERS. **(NLB)**

PROPRIETARY GYPSUM BOARD

TEMPLE-INLAND	-	5/8" GreenGlass Type X 5/8" Type X

9 1 HOUR POOL EXTERIOR WALL
1" = 1'-0"

2

GA FILE NO. CM 2454	GENERIC	2 HOUR FIRE

GYPSUM WALLBOARD, STEEL COLUMN COVER

BASE LAYER 1/2" TYPE X GYPSUM WALLBOARD APPLIED AROUND TS4x4x0.188 TUBE STEEL COLUMN AND HELD IN PLACE WITH PAPER MASKING TAPE. **SECOND** LAYER 5/8" TYPE X GYPSUM WALLBOARD APPLIED AROUND COLUMN AND HELD IN PLACE WITH PAPER MASKING TAPE. **THIRD** LAYER EITHER NO. 24 MSG GALVANIZED STEEL COLUMN COVER CONSISTING OF TWO L-SHAPED SECTIONS WITH SNAP-LOCK SHEET STEEL JOINTS OR NO. 22 MSG GALVANIZED STEEL COLUMN COVERS CONSISTING OF TWO L-SHAPED SECTIONS WITH LAP JOINTS FASTENED WITH NO. 8x1/2" SHEET METAL SCREWS 12" O.C. **FACE** LAYER 5/8" TYPE X GYPSUM WALLBOARD APPLIED WITHOUT HORIZONTAL JOINTS TO COLUMN COVER WITH 1" TYPE S DRYWALL SCREWS 8" O.C. SPACED 1" FROM VERTICAL EDGES. METAL CORNERBEAD APPLIED TO ALL CORNERS WITH 1" TYPE S DRYWALL SCREWS 12" O.C. IN EACH FLANGE.

12 2 HOUR STEEL COLUMN COVER
1" = 1'-0"

LICENSED ARCHITECT AR-985708
R. COLBY RICKS
STATE OF IDAHO
5/6/2022

DATE		
6-9-22	REV 2	

A NEW HOTEL FOR:
TERRA DEVELOPMENT LLC
TWIN FALLS, ID
CODE DETAILS - FIRE

Laughlin Ricks Architecture
architecture/planning
134 3RD AVE. E. * Twin Falls, Idaho 83301
PHONE: (208) 736-8050

DATE: 5/6/2022
NM Drawn
RCR Checked

A0-5

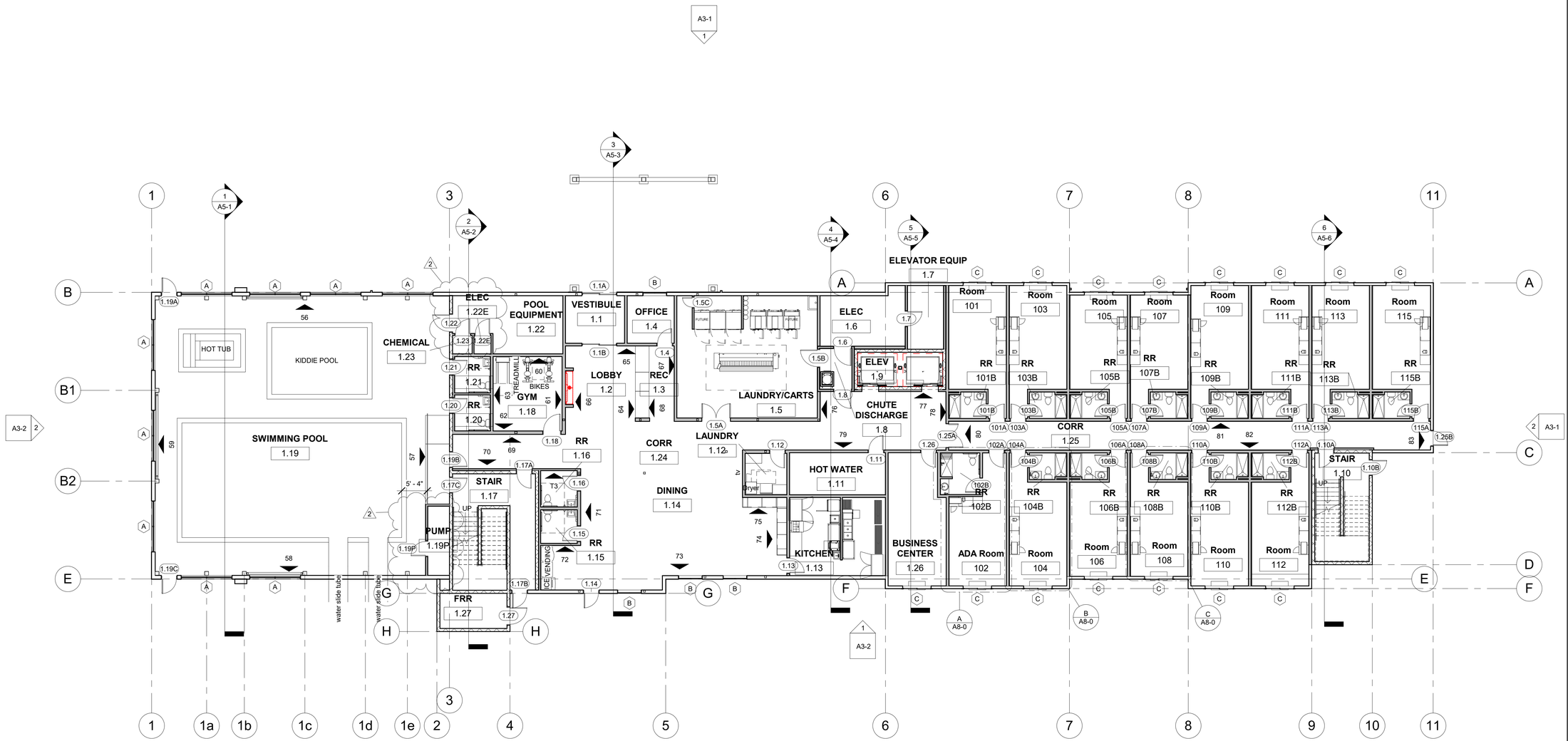

1 MAIN LEVEL FLOOR PLAN
3/32" = 1'-0"

LICENSED ARCHITECT AR-985708
R. COLBY RICKS
STATE OF IDAHO
5/6/2022

DATE	
6-9-22	REV 2

A NEW HOTEL FOR:
TERRA DEVELOPMENT LLC
TWIN FALLS, ID
MAIN LEVEL FLOOR PLAN

Laughlin Ricks Architecture
architecture/planning
134 3RD AVE. E. * Twin Falls, Idaho 83301
PHONE: (208) 736-8050

DATE: 5/6/2022
NM Drawn
RCR Checked

A2-1

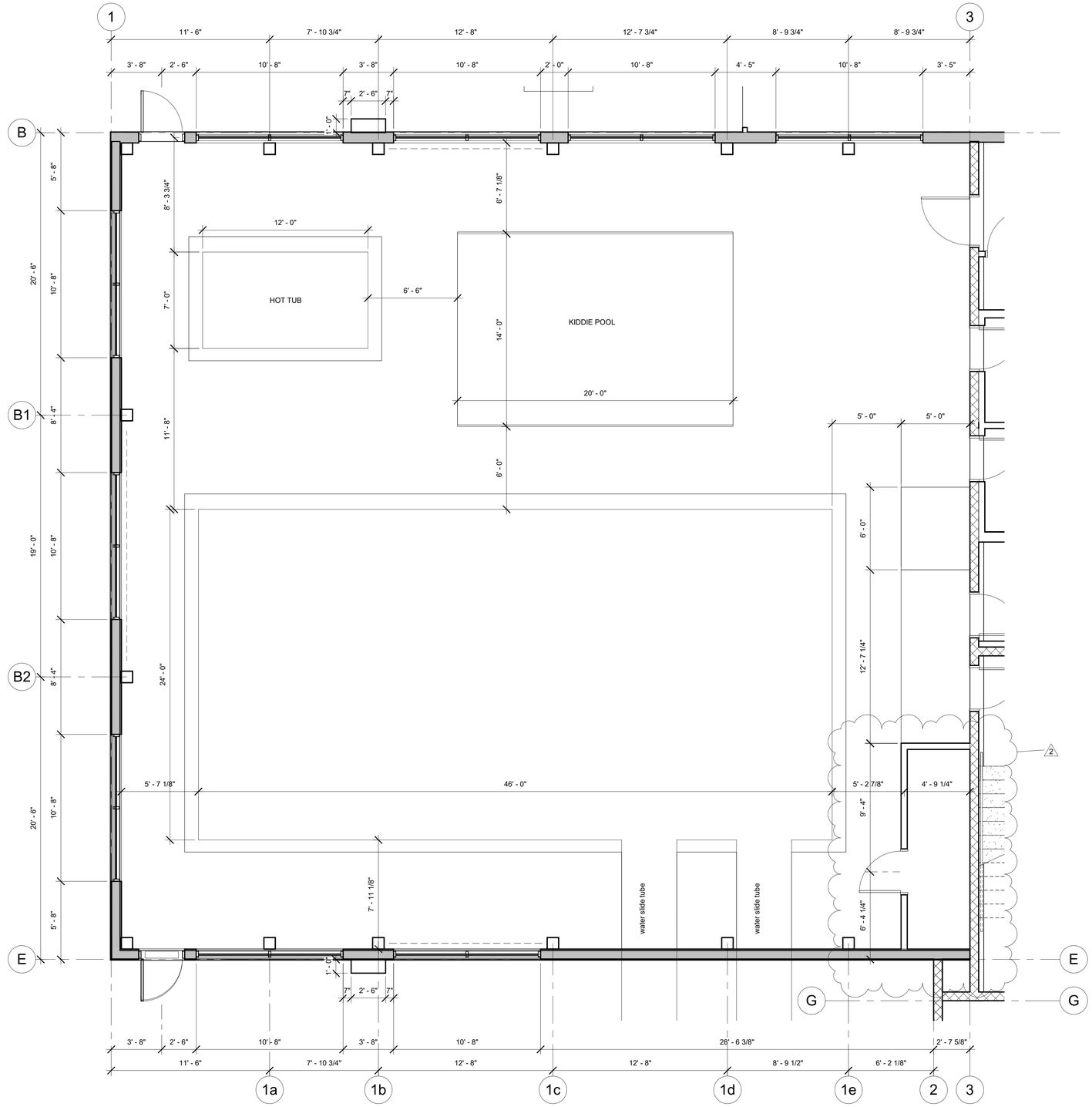

1 DIM MAIN LEVEL FLOOR PLAN - Callout 1
1/4" = 1'-0"

LICENSED ARCHITECT AR-985708
R. COLBY RICKS
STATE OF IDAHO
5/6/2022

DATE		
6-2-22	REV 1	
6-9-22	REV 2	

A NEW HOTEL FOR:
TERRA DEVELOPMENT LLC
TWIN FALLS, ID
MAIN DIM PLAN - CALLOUT 1

Laughlin Ricks Architecture
architecture/planning
134 3RD AVE. E. * Twin Falls, Idaho 83301
PHONE: (208) 736-8050

DATE: 5/6/2022
NM Drawn
RCR Checked

A2-6

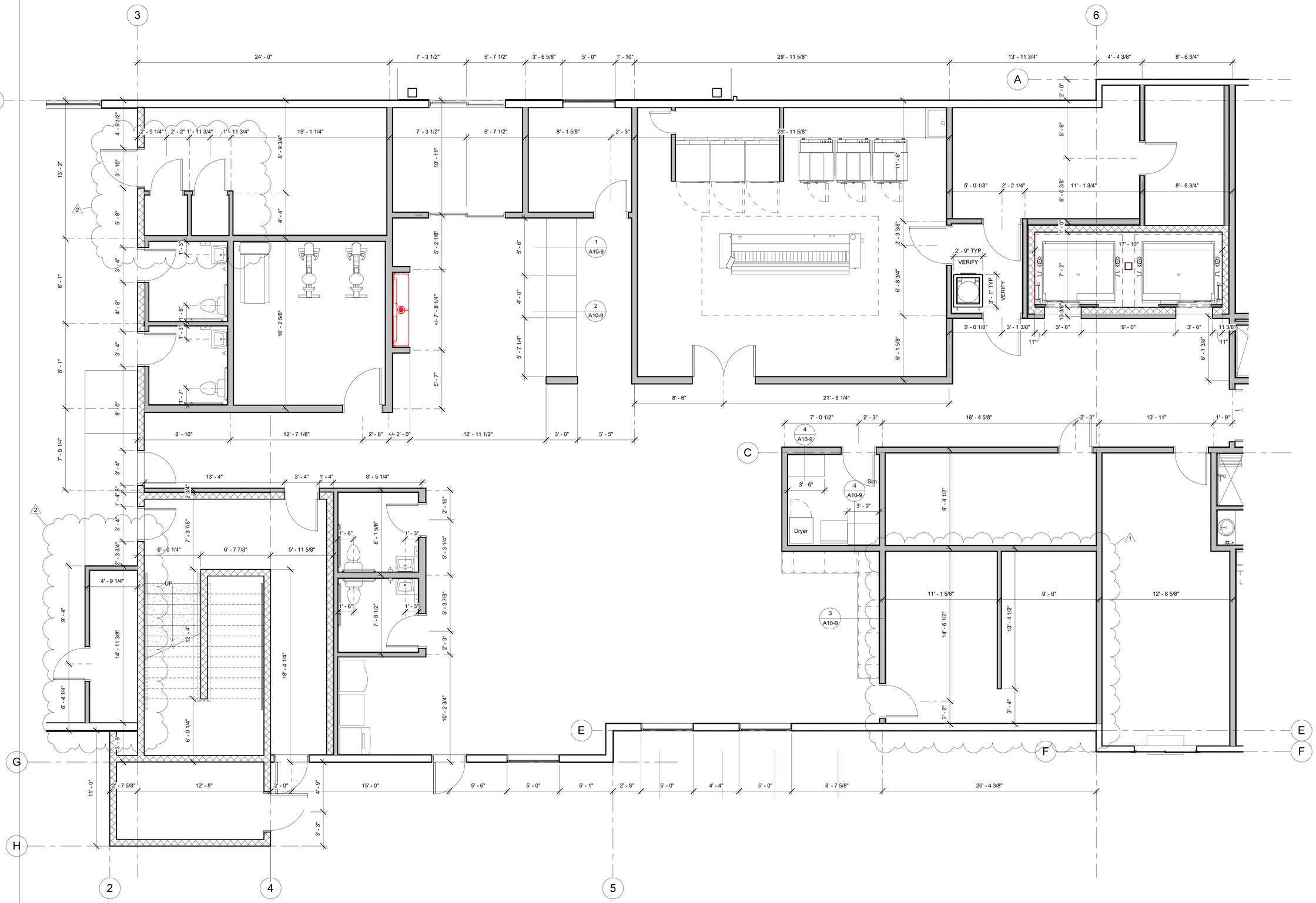

1 DIM MAIN LEVEL FLOOR PLAN - Callout 2
1/4" = 1'-0"

LICENSED ARCHITECT
AR-985708
R. COLBY RICKS
STATE OF IDAHO
5/6/2022

DATE	
6-2-22	REV 1
6-9-22	REV 2

A NEW HOTEL FOR:
TERRA DEVELOPMENT LLC
TWIN FALLS, ID
MAIN DIM PLAN - CALLOUT 2

Laughlin Ricks Architecture
architecture/planning
134 3RD AVE. E. * Twin Falls, Idaho 83301
PHONE: (208) 736-8050

DATE: 5/6/2022
NM Drawn
RCR Checked

A2-7

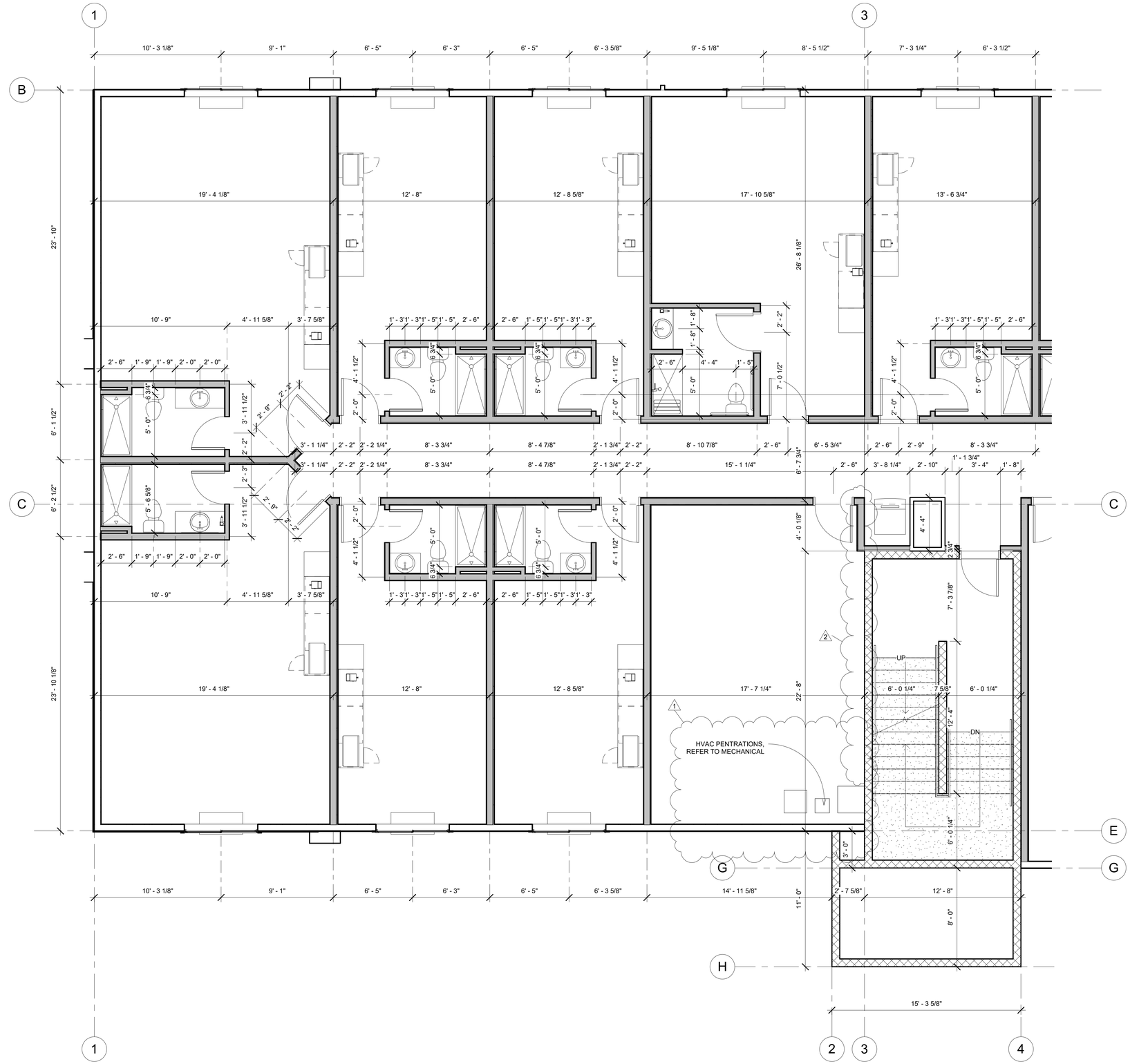

1 DIM 3RD LEVEL FLOOR PLAN - Callout 1
1/4" = 1'-0"

LICENSED ARCHITECT AR-985708
R. COLBY RICKS
STATE OF IDAHO
5/6/2022

DATE	
6-2-22	REV 1
6-9-22	REV 2

A NEW HOTEL FOR:
TERRA DEVELOPMENT LLC
TWIN FALLS, ID
3RD FLOOR DIM PLAN - CALLOUT 1

Laughlin Ricks Architecture
architecture/planning
134 3RD AVE. E. * Twin Falls, Idaho 83301
PHONE: (208) 736-8050

DATE: 5/6/2022
NM Drawn
RCR Checked

A2-13

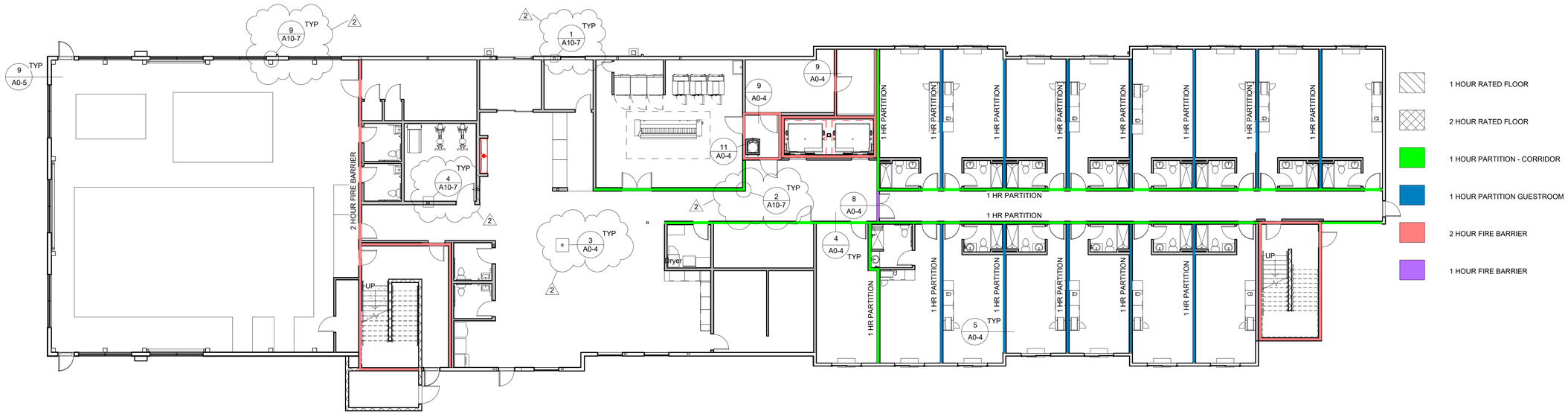

1 MAIN LEVEL FLOOR PLAN FIRE RATING REQUIREMENTS
3/32" = 1'-0"

LICENSED ARCHITECT AR-985708
R. COLBY RICKS
STATE OF IDAHO
5/6/2022

DATE	
6-9-22	REV 2

A NEW HOTEL FOR:
TERRA DEVELOPMENT LLC
TWIN FALLS, ID
MAIN LEVEL FIRE RATING

Laughlin Ricks Architecture
architecture/planning
134 3RD AVE. E. * Twin Falls, Idaho 83301
PHONE: (208) 736-8050

DATE: 5/6/2022
NM Drawn
RCR Checked

A2-24

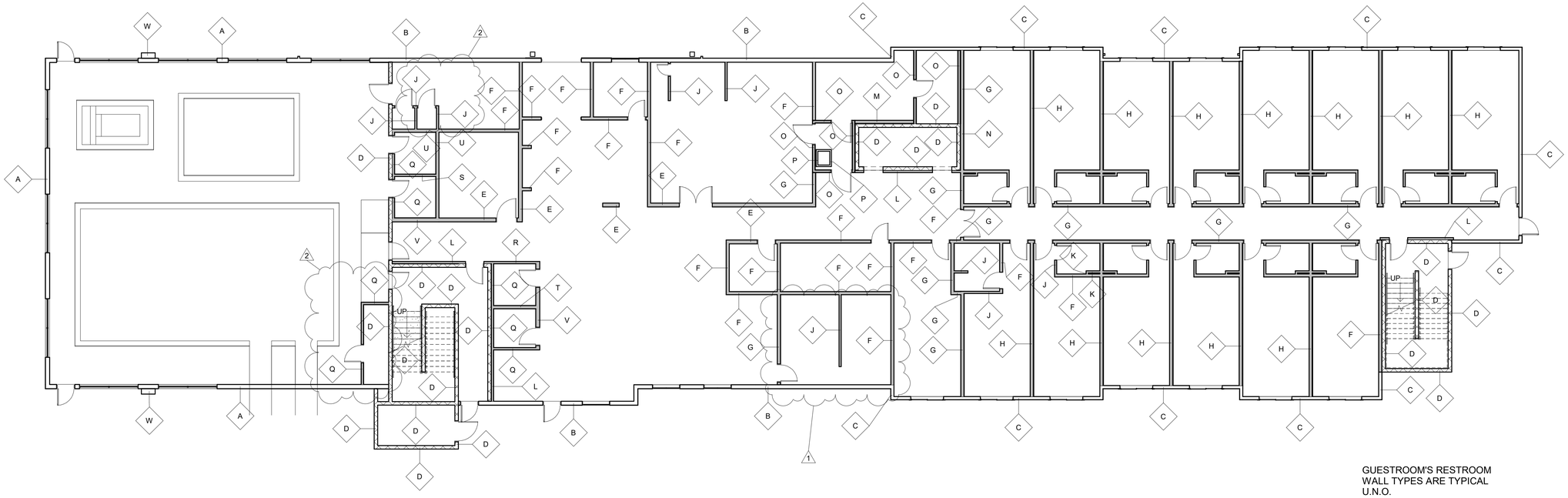

GUESTROOM'S RESTROOM
WALL TYPES ARE TYPICAL
U.N.O.

1 MAIN LEVEL WALL TYPES
1" = 10'-0"

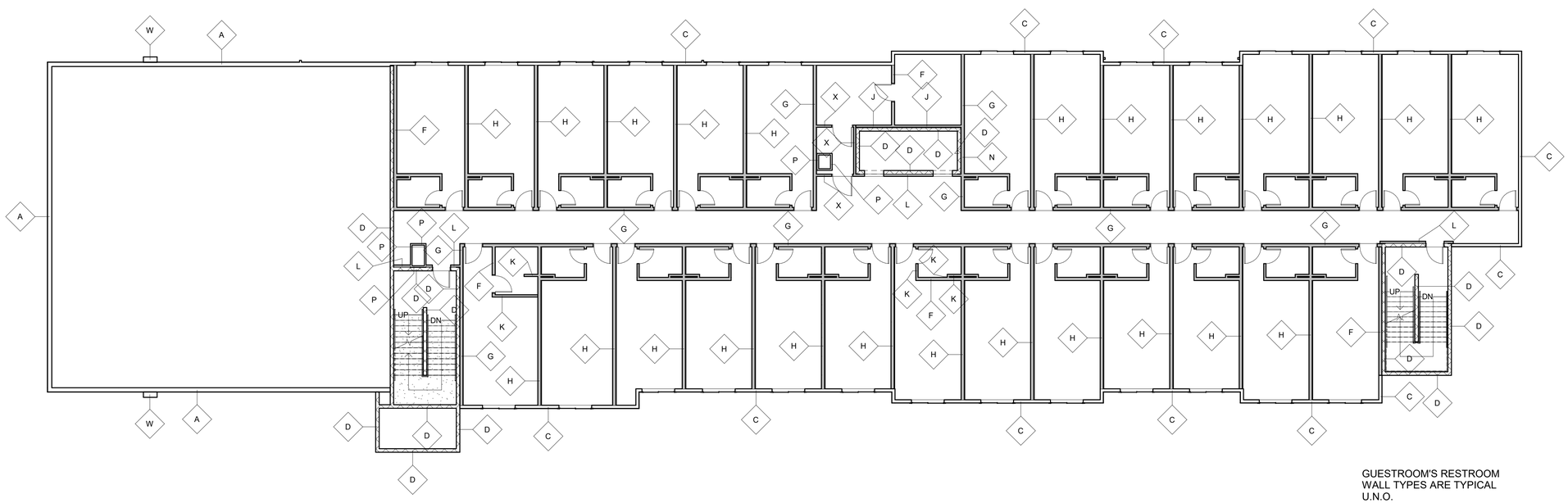

GUESTROOM'S RESTROOM
WALL TYPES ARE TYPICAL
U.N.O.

2 2ND LEVEL WALL TYPES
3/32" = 1'-0"

LICENSED
ARCHITECT
AR-985708
R. COLBY RICKS
STATE OF IDAHO
5/6/2022

DATE		
6-2-22	REV 1	
6-9-22	REV 2	

A NEW HOTEL FOR:
TERRA DEVELOPMENT LLC
TWIN FALLS, ID
MAIN & 2ND FLOOR WALL TYPES PLAN

Laughlin Ricks Architecture
architecture/planning
134 3RD AVE. E. * Twin Falls, Idaho 83301
PHONE: (208) 736-8050

DATE: 5/6/2022
NM Drawn
RCR Checked

A6-0

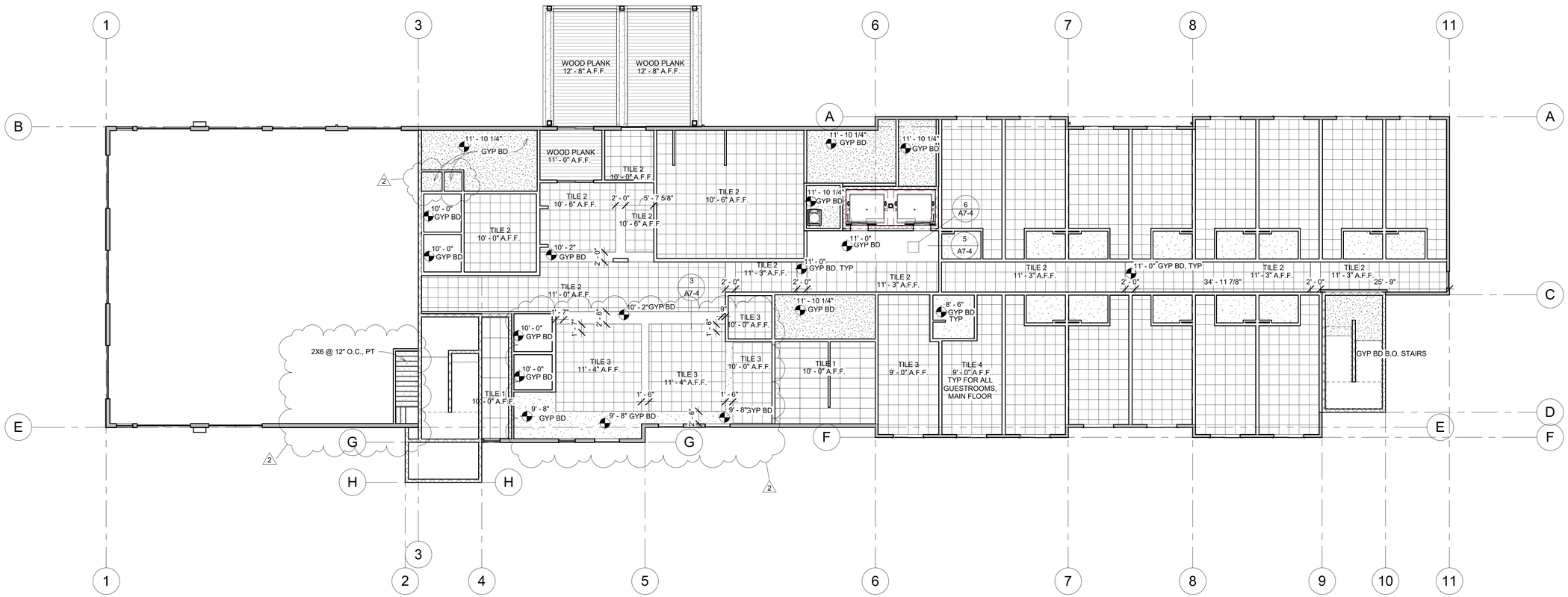

1 LEVEL 1 CEILING PLAN
3/32" = 1'-0"

LICENSED
ARCHITECT
AR-985708

R. COLBY RICKS
STATE OF IDAHO
5/6/2022

DATE		
6-2-22	REV 1	
6-9-22	REV 2	

A NEW HOTEL FOR:
TERRA DEVELOPMENT LLC
TWIN FALLS, ID
MAIN FLOOR CEILING PLAN

Laughlin Ricks Architecture
architecture/planning
134 3RD AVE. E. * Twin Falls, Idaho 83301
PHONE: (208) 736-8050

DATE: 5/6/2022
NM Drawn
RCR Checked

A7-0

GENERAL ELEVATION NOTES:
1. TYPICAL ELEVATIONS APPLY TO ALL SIMILAR ROOMS, LEFT & RIGHT. MIRROR/ROTATE TO ALIGN WITH EACH ROOM LAYOUT AS NEEDED.
2. FURNITURE LAYOUT SUBJECT TO CHANGE BY OWNER.

GENERAL ROOM NOTES:
1. PROVIDE BLOCKING IN WALL TO MOUNT DRAPERY AND HARDWARE.
2. BATHROOM CEILING TO BE FRAMED DOWN FROM RATED FLOOR/CEILING ASSEMBLY. REFER TO CEILING PLANS.
3. OWNER SHALL PROVIDE IRON & IRONING BOARD, LOCATED IN WARDROBE.
4. PROVIDE BLOCKING IN WALL FOR TV MOUNT, HEADBOARDS, MIRRORS, GRAB BARS, HAIR DRYER & OTHER FEATURES,
5. BATHROOM ACCESSORIES SHALL BE OFCI. GRAB BARS SHALL BE PROVIDED BY GENERAL CONTRACTOR.
6. BEDS, TV, MICROWAVE, COFFEE POT, REFRIGERATOR, HIDE-A-BED, TABLES, SOFAS ARE OFOI.

GUESTROOM GENERAL NOTES
1/4" = 1'-0"

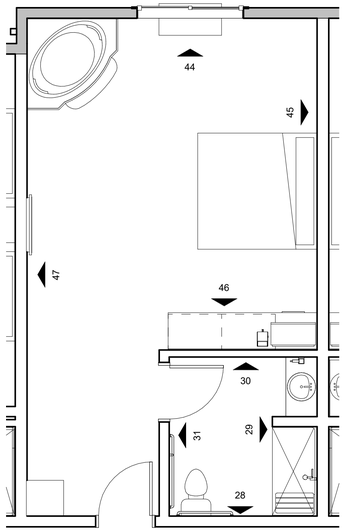

G ADA HOT TUB SUITE
1/4" = 1'-0"

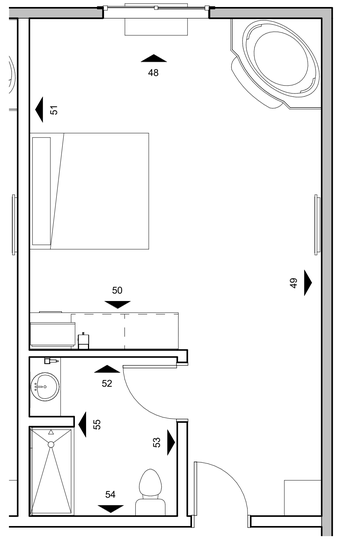

VIEW/ELEVATIONS CORRESPOND TO ROOMS 431, 433

H HOT TUB SUITE, TYP
1/4" = 1'-0"

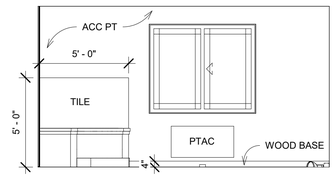

44 ADA SUITE 1
1/4" = 1'-0"



45 ADA SUITE 2
1/4" = 1'-0"

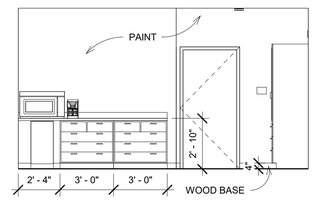

46 ADA SUITE 3
1/4" = 1'-0"

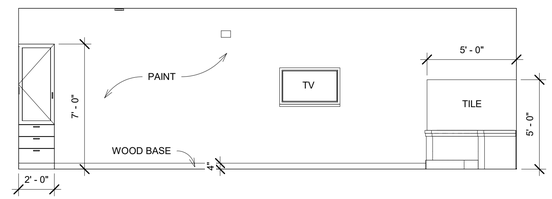

47 ADA SUITE 4
1/4" = 1'-0"

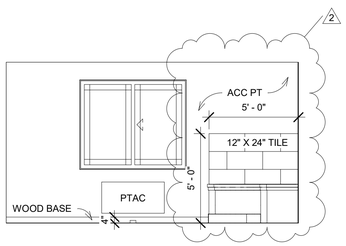

48 SUITE, TYP 1
1/4" = 1'-0"

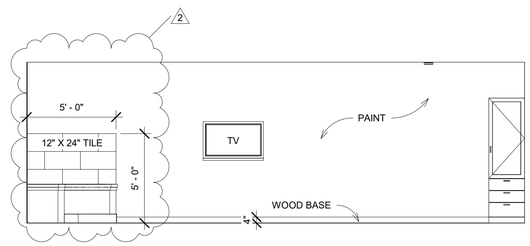

49 SUITE, TYP 2
1/4" = 1'-0"

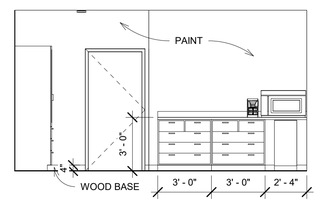

50 SUITE, TYP 3
1/4" = 1'-0"

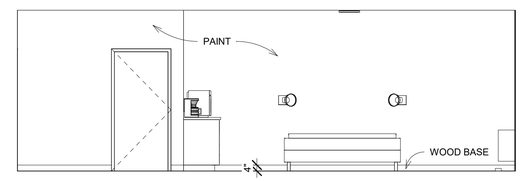

51 SUITE, TYP 4
1/4" = 1'-0"

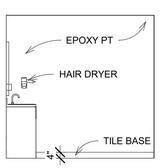

52 SUITE RR, TYP 1
1/4" = 1'-0"

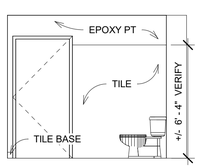

53 SUITE RR, TYP 2
1/4" = 1'-0"

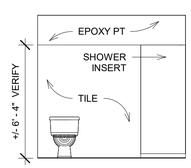

54 SUITE RR, TYP 3
1/4" = 1'-0"

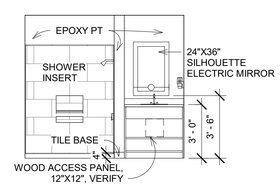

55 SUITE RR, TYP 4
1/4" = 1'-0"

LICENSED ARCHITECT AR-985708
R. COLBY RICKS
STATE OF IDAHO
5/6/2022

DATE	
6-9-22	REV 2

A NEW HOTEL FOR:
TERRA DEVELOPMENT LLC
TWIN FALLS, ID
ROOM CALLOUTS & ELEVATIONS

Laughlin Ricks Architecture
architecture/planning
134 3RD AVE. E. * Twin Falls, Idaho 83301
PHONE: (208) 736-8050

DATE: 5/6/2022
NM Drawn
RCR Checked

A8-2

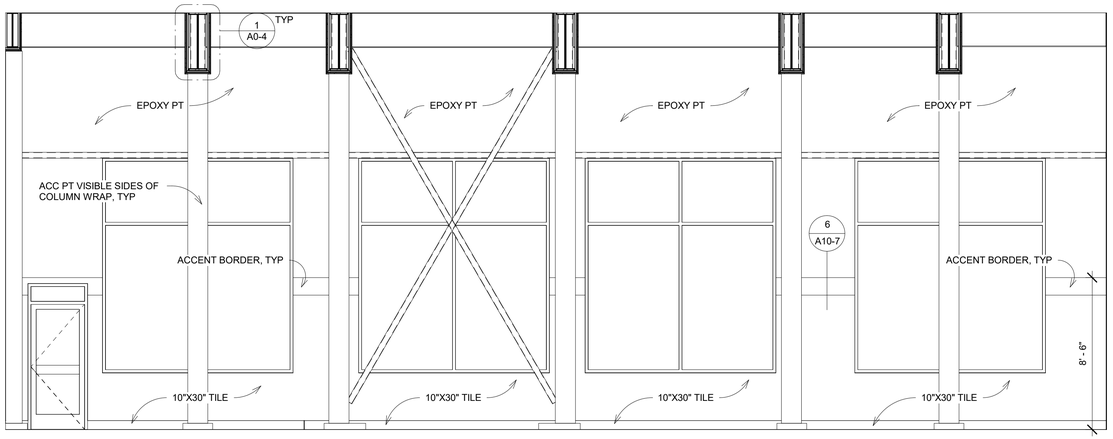

56 POOL NORTH
1/4" = 1'-0"

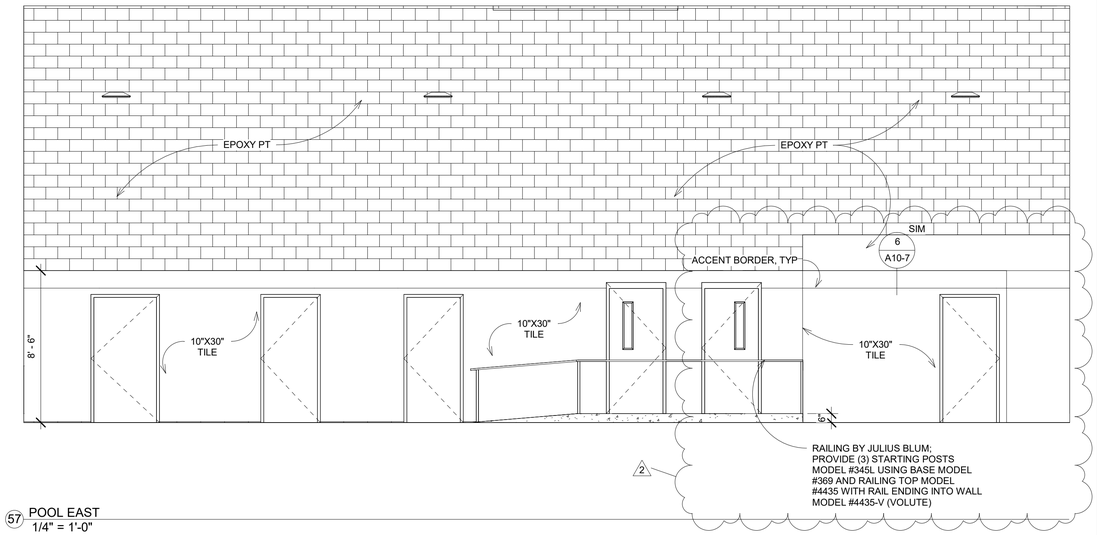

57 POOL EAST
1/4" = 1'-0"

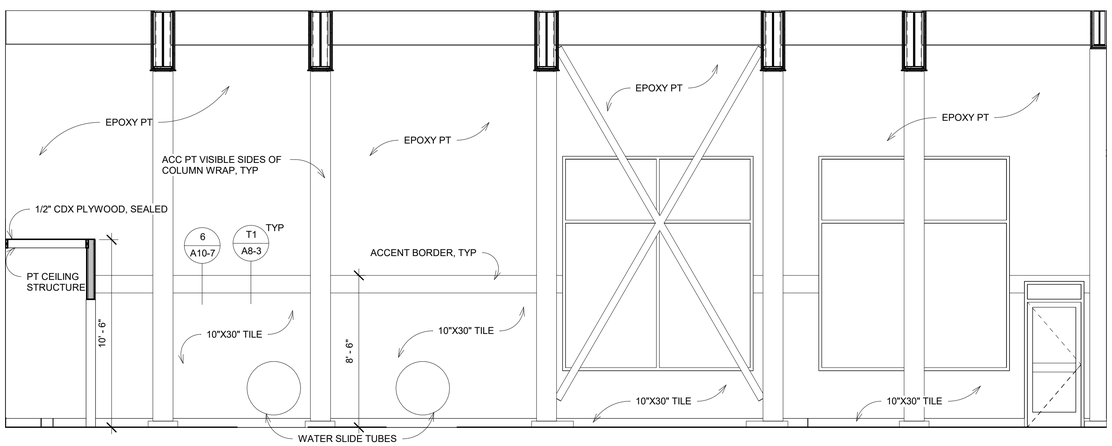

58 POOL SOUTH
1/4" = 1'-0"

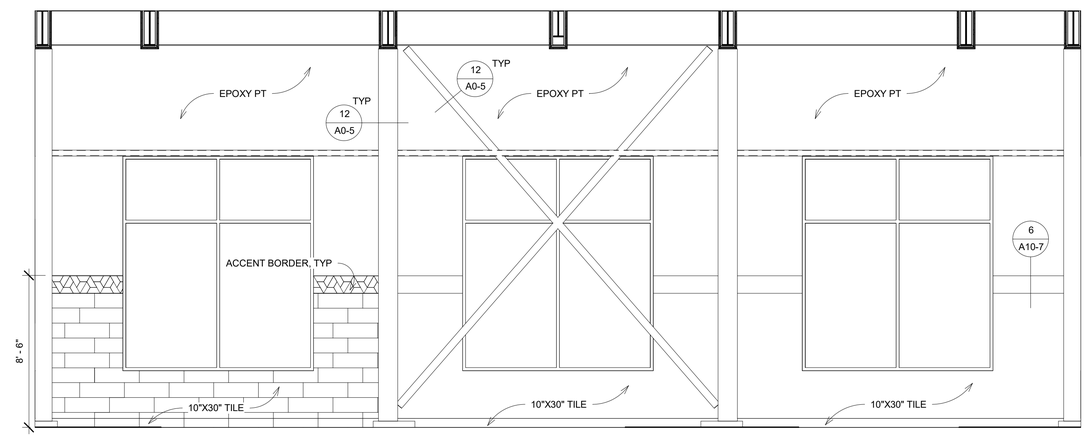

PATTERN TYPICAL FOR ALL POOL WALLS

59 POOL WEST
1/4" = 1'-0"

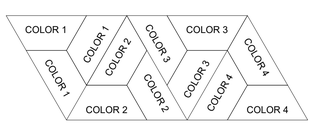

T1 POOL ACCENT BORDER, TYP
1 1/2" = 1'-0"

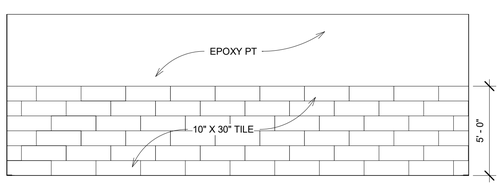

T2 WATERSLIDE LAUNCH TYP WALL
1/4" = 1'-0"

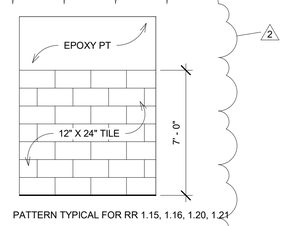

PATTERN TYPICAL FOR RR 1.15, 1.16, 1.20, 1.21

T3 RR TYP WALL
1/4" = 1'-0"

LICENSED
ARCHITECT
AR-985708
R. COLBY RICKS
STATE OF IDAHO
5/6/2022

DATE		
6-9-22	REV 2	

A NEW HOTEL FOR:
TERRA DEVELOPMENT LLC
TWIN FALLS, ID
INTERIOR ELEVATIONS

Laughlin Ricks Architecture
architecture/planning
134 3RD AVE. E. * Twin Falls, Idaho 83301
PHONE: (208) 736-8050

DATE: 5/6/2022
NM Drawn
RCR Checked

A8-3

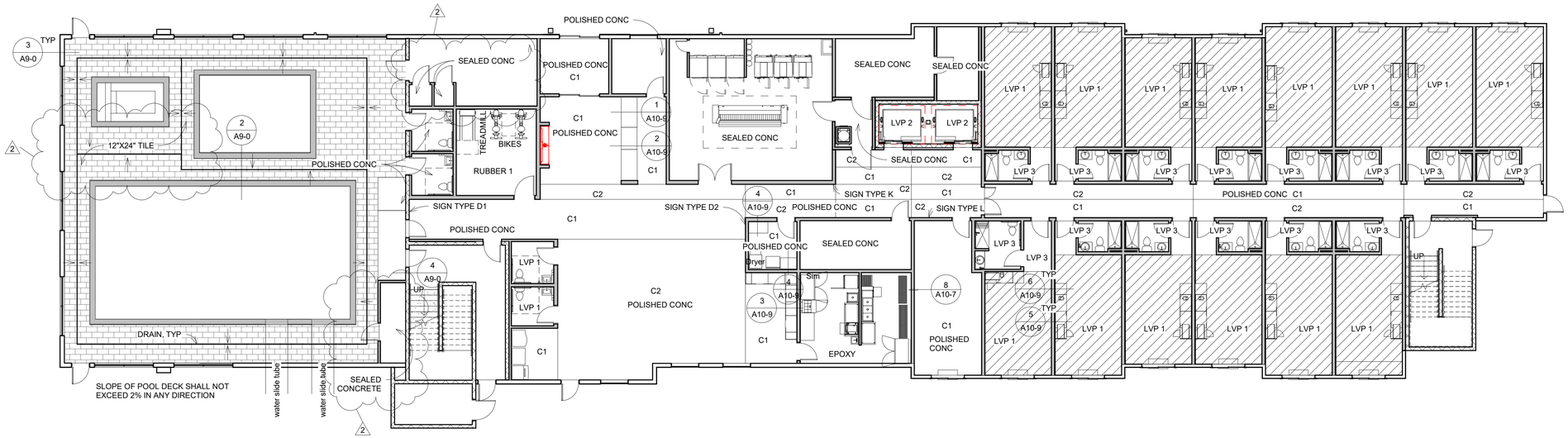

1 MAIN LEVEL FINISH PLAN
3/32" = 1'-0"

F122-17
ON-GROUND CONCRETE
WATERPROOF MEMBRANE
CERAMIC TILE, GLASS TILE

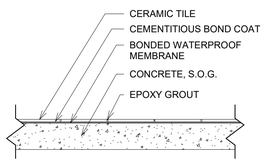

MATERIALS:
- CERAMIC TILE - ANSI A137.1.
- EPOXY GROUT - ANSI A118.3 OR ISO RG.
- CEMENTITIOUS BOND COAT:
  - ANSI A118.4 OR BETTER OR ISO C2S1 OR BETTER, UNLESS ANSI A118.1 OR ISO C1 IS RECOMMENDED BY MEMBRANE MANUFACTURER.
- EPOXY BOND COAT, WHEN USED - ANSI A118.3 OR ISO R1 OR BETTER.
- WATERPROOF MEMBRANE - ANSI A118.10.

PREPARATION BY OTHER TRADES
- SLABS TO HAVE STEEL TROWEL FINISH FREE OF CURING COMPOUNDS. WHEN USED, MECHANICAL SCARIFICATION IS NECESSARY.
- MAXIMUM ALLOWABLE VARIATION IN THE TILE SUBSTRATE - FOR TILES WITH ALL EDGES THAN 15", MAXIMUM ALLOWABLE VARIATION IS 1/4" IN 10' FROM THE REQUIRED PLANE, WITH NO MORE THAN 1/16" VARIATION IN 12" WHEN MEASURED FROM THE HIGH POINTS IN THE SURFACE. FOR TILES WITH AT LEAST ONE EDGE 15" IN LENGTH, MAXIMUM ALLOWABLE VARIATION IS 1/8" IN 10' FROM THE REQUIRED PLANE, WITH NO MORE THAN 1/16" VARIATION IN 24" WHEN MEASURED FROM THE HIGH POINTS IN THE SURFACE.
- SLOPE SUBFLOOR 1/4" PER FOOT TO DRAIN.

MOVEMENT JOINTS - MANDATORY ACCORDING TO EJ171

2 SWIMMING POOL FLOOR
1 1/2" = 1'-0"

METAL STUDS
CERAMIC TILE

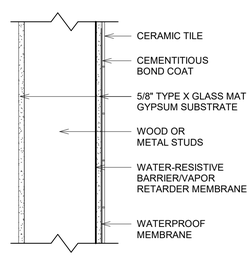

MATERIALS:
- CERAMIC TILE - ANSI A137.1.
- EPOXY GROUT - ANSI A118.3 OR ISO RG.
- CEMENTITIOUS BOND COAT:
  - WHEN A WATERPROOF MEMBRANE IS USED - ANSI A118.4 OR BETTER OR ISO C2S1 OR BETTER, UNLESS ANSI A118.1 OR ISO C1 IS RECOMMENDED BY MEMBRANE MANUFACTURER.
- TYPE 'X' GLASS MAT GYPSUM SUBSTRATE - TEMPLE-INLAND 5/8" GREENGLASS TYPE X.
- FASTENERS - NONCORROSIVE AND NONOXIDIZING.
- HOT-DIPPED FASTENERS MEETING ASTM F2329-05 REQUIRED IN WET AREAS.
- WATERPROOF MEMBRANE - ANSI A118.10.
- METAL STUDS - ASTM C645.

3 POOL EXTERIOR WALL
1 1/2" = 1'-0"

MASONRY OR CONCRETE
BONDED MORTAR BED
CERAMIC TILE, GLASS TILE

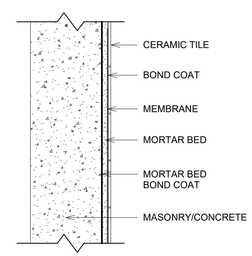

MATERIALS:
- CERAMIC TILE - ANSI A137.1.
- EPOXY GROUT - ANSI A118.3 OR ISO RG.
- CEMENTITIOUS BOND COAT - PORTLAND CEMENT PASTE ON A MORTAR BED THAT IS STILL WORKABLE. FOR A CURED MORTAR BED, FOLLOW RECOMMENDATIONS BELOW TO SELECT APPROPRIATE BONDING MORTAR:
  - WHEN A WATERPROOF MEMBRANE IS USED - ANSI A118.4 OR BETTER OR ISO C2S1 OR BETTER, UNLESS ANSI A118.1 OR ISO C1 IS RECOMMENDED BY MEMBRANE MANUFACTURER.
  - WHEN PORCELAIN TILE IS USED - ANSI A118.4 OR BETTER OR ISO C2 OR BETTER.
- WATERPROOF MEMBRANE - ANSI A118.10.
- MORTAR BED - ANSI A108.1A.
- MORTAR BED BOND COAT - PORTLAND CEMENT SLURRY.

4 POOL CMU WALL
1 1/2" = 1'-0"

LICENSED ARCHITECT AR-985708
R. COLBY RICKS
STATE OF IDAHO
5/6/2022

DATE	
6-9-22	REV 2

A NEW HOTEL FOR:
TERRA DEVELOPMENT LLC
TWIN FALLS, ID
MAIN FLOOR FINISH PLAN

Laughlin Ricks Architecture
architecture/planning
134 3RD AVE. E. * Twin Falls, Idaho 83301
PHONE: (208) 736-8050

DATE: 5/6/2022
NM Drawn
RCR Checked

A9-0

1 4TH LEVEL FINISH PLAN
3/32" = 1'-0"

F141-17
JOISTS MAX. 16" O.C./PLYWOOD SUBFLOOR
UNBONDED MORTAR BED
CERAMIC TILE, GLASS TILE

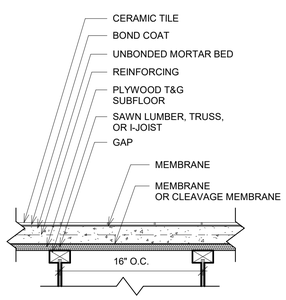

MATERIALS:
- CERAMIC TILE - ANSI A137.1.
- EPOXY GROUT, WHEN USED - ANSI A118.3 OR ISO RG.
- CEMENTITIOUS BOND COAT - PORTLAND CEMENT PASTE ON A MORTAR BED THAT IS STILL WORKABLE. FOR A CURED MORTAR BED, FOLLOW RECOMMENDATIONS BELOW TO SELECT APPROPRIATE BONDING MORTAR:
  - WHEN A WATERPROOF MEMBRANE IS USED - ANSI A118.4 OR BETTER OR ISO C2S1 OR BETTER, UNLESS ANSI A118.1 OR ISO C1 IS RECOMMENDED BY MEMBRANE MANUFACTURER.
- EPOXY BOND COAT, WHEN USED - ANSI A118.3 OR ISO R1 OR BETTER.
- WATERPROOF MEMBRANE - ANSI A118.10.
- MORTAR BED, REINFORCING, AND CLEAVAGE MEMBRANE - ANSI A108.1A.

2 POOL LAUNCH FLOOR
1 1/2" = 1'-0"

LICENSED ARCHITECT AR-985708
R. COLBY RICKS
STATE OF IDAHO
5/6/2022

DATE	
6-9-22	REV 2

A NEW HOTEL FOR:
TERRA DEVELOPMENT LLC
TWIN FALLS, ID
4TH FLOOR FINISH PLAN

Laughlin Ricks Architecture
architecture/planning
134 3RD AVE. E. * Twin Falls, Idaho 83301
PHONE: (208) 736-8050

DATE: 5/6/2022
NM Drawn
RCR Checked

A9-3

Main Floor Room Finish Schedule

Number	Name	Base Finish	Floor Finish	Materials North	Materials East	Materials South	Materials West	Finishes North	Finishes East	Finishes South	Finishes West	Ceiling Material	Ceiling Finish	REMARKS
1.1	VESTIBULE	RUBBER 2	POLISHED CONCRETE	GYP BD	GYP BD	GYP BD	GYP BD	PT	PT	PT	PT	WOOD	STAINED	
1.2	LOBBY	RUBBER 2	POLISHED CONCRETE	GYP BD			GYP BD	PT			PT	2X2 ACT/ GYP BD	FF/PT	
1.3	REC	RUBBER 2	POLISHED CONCRETE	GYP BD	GYP BD			PT	PT			2X2 ACT/ GYP BD	FF/PT	
1.4	OFFICE	RUBBER 2	POLISHED CONCRETE	GYP BD	GYP BD	GYP BD	GYP BD	ACC PT	PT	PT	PT	2X2 ACT	FF	
1.5	LAUNDRY/CARTS	RUBBER 3	SEALED CONCRETE	TBB	TBB	TBB	TBB	PT	PT	PT	PT	2X2 ACT	FF	
1.6	ELEC	RUBBER 3	SEALED CONCRETE	GYP BD	GYP BD	GYP BD	GYP BD	PT	PT	PT	PT	GYP BD	PT	
1.7	ELEVATOR EQUIP	RUBBER 3	SEALED CONCRETE	GYP BD	GYP BD	GYP BD	GYP BD	PT	PT	PT	PT	GYP BD	PT	
1.8	CHUTE DISCHARGE	RUBBER 3	SEALED CONCRETE	GYP BD	GYP BD	GYP BD	GYP BD	PT	PT	PT	PT	GYP BD	PT	
1.9	ELEV	PER MFG	LVP 2	PER MFG	PER MFG	PER MFG	PER MFG	FF	FF	FF	FF	PER MFG	FF	
1.10	STAIR	RUBBER 3	LVP 2/RUBBER 2	CMU	CMU	CMU	CMU	PT	PT	PT	PT	GYP BD	PT	
1.11	HOT WATER	RUBBER 3	SEALED CONCRETE	TBB	TBB	TBB	TBB	PT	PT	PT	PT	GYP BD	PT	
1.12	LAUNDRY	RUBBER 2	POLISHED CONCRETE	TBB	TBB	TBB	TBB	PT	PT	PT	PT	2X4 ACT	FF	
1.13	KITCHEN	COVED 6"	EPOXY	TBB	TBB	TBB	TBB	FRP	FRP	FRP	FRP	2X4 ACT	FF	FRP TO 10'-0"
1.14	DINING	RUBBER 2	POLISHED CONCRETE		GYP BD/MDF	GYP BD	GYP BD/MDF		PT/ACC PT	PT	PT/ACC PT	GYP BD	PT	
1.15	RR	RUBBER 2	LVP 1	TBB	TBB	TBB	TBB	EPOXY PT/TILE	EPOXY PT/TILE	EPOXY PT/TILE	EPOXY PT/TILE	GYP BD	PT	TILE TO 7'-0"
1.16	RR	RUBBER 2	LVP 1	TBB	TBB	TBB	TBB	EPOXY PT/TILE	EPOXY PT/TILE	EPOXY PT/TILE	EPOXY PT/TILE	GYP BD	PT	TILE TO 7'-0"
1.17	STAIR	RUBBER 3	SEALED CONCRETE	CMU	CMU	CMU	CMU	PT	PT	PT	PT	CONCRETE	PT	
1.18	GYM	RUBBER 1	RUBBER 1	GYP BD	GYP BD	GYP BD	GYP BD	PT	PT	PT	PT	GYP BD	PT	
1.19	SWIMMING POOL	TILE	TILE	GYP BD	GYP BD	GYP BD	GYP BD	EPOXY PT/TILE	EPOXY PT/TILE	EPOXY PT/TILE	EPOXY PT/TILE	METAL DECK	EPOXY PT	TILE TO 8'-6", ACC PT @ COLUMNS
1.19P	PUMP	RUBBER 3	SEALED CONCRETE	TBB	TBB	TBB	TBB	EPOXY PT	EPOXY PT	EPOXY PT	EPOXY PT	STRUCTURE	EPOXY PT	
1.20	RR	RUBBER 2	POLISHED CONCRETE	TBB	TBB	TBB	TBB	EPOXY PT/TILE	EPOXY PT/TILE	EPOXY PT/TILE	EPOXY PT/TILE	GYP BD	PT	TILE TO 7'-0"
1.21	RR	RUBBER 2	POLISHED CONCRETE	TBB	TBB	TBB	TBB	EPOXY PT/TILE	EPOXY PT/TILE	EPOXY PT/TILE	EPOXY PT/TILE	GYP BD	PT	TILE TO 7'-0"
1.22	POOL EQUIPMENT	RUBBER 3	SEALED CONCRETE	TBB	TBB	TBB	TBB	EPOXY PT	EPOXY PT	EPOXY PT	EPOXY PT	GYP BD	EPOXY PT	
1.22E	ELEC	RUBBER 3	SEALED CONCRETE	TBB	TBB	TBB	TBB	EPOXY PT	EPOXY PT	EPOXY PT	EPOXY PT	GYP BD	EPOXY PT	
1.23	CHEMICAL	RUBBER 3	SEALED CONCRETE	TBB	TBB	TBB	TBB	EPOXY PT	EPOXY PT	EPOXY PT	EPOXY PT	GYP BD	EPOXY PT	
1.24	CORR	RUBBER 2	POLISHED CONCRETE	GYP BD/MDF	GYP BD/MDF	GYP BD/MDF	CMU	PT/ACC PT	PT/ACC PT	PT/ACC PT	PT	2X2 ACT/ GYP BD	FF/PT	
1.25	CORR	RUBBER 2	POLISHED CONCRETE	GYP BD/MDF	GYP BD/MDF	GYP BD/MDF	GYP BD/MDF	PT/ACC PT	PT/ACC PT	PT/ACC PT	PT/ACC PT	2X2 ACT/ GYP BD	FF/PT	
1.26	BUSINESS CENTER	RUBBER 2	POLISHED CONCRETE	GYP BD	GYP BD	GYP BD	GYP BD	PT/WOOD	PT/WOOD	PT/WOOD	PT/WOOD	2X2 ACT	FF	
1.27	FRR	RUBBER 3	SEALED CONCRETE	CMU	CMU	CMU	CMU	SEALED	SEALED	SEALED	SEALED			
101	Room	WOOD, PT	LVP 1/3	GYP BD	GYP BD	GYP BD	GYP BD	ACC PT	PT	PT	PT	2X2 ACT DEC	FF	
101B	RR	TILE	LVP 3	TBB	TBB	TBB	TBB	EPOXY PT/TILE	EPOXY PT	EPOXY PT	EPOXY PT	GYP BD	PT	
102	ADA Room	WOOD, PT	LVP 1/3	GYP BD	GYP BD	GYP BD	GYP BD	PT	PT	ACC PT	PT	2X2 ACT DEC	FF	
102B	RR	TILE	LVP 3	TBB	TBB	TBB	TBB	EPOXY PT/TILE	EPOXY PT/TILE	EPOXY PT	EPOXY PT	GYP BD	PT	
103	Room	WOOD, PT	LVP 1/3	GYP BD	GYP BD	GYP BD	GYP BD	ACC PT	PT	PT	PT	2X2 ACT DEC	FF	
103B	RR	TILE	LVP 3	TBB	TBB	TBB	TBB	EPOXY PT/TILE	EPOXY PT	EPOXY PT	EPOXY PT	GYP BD	PT	
104	Room	WOOD, PT	LVP 1/3	GYP BD	GYP BD	GYP BD	GYP BD	PT	PT	ACC PT	PT	2X2 ACT DEC	FF	
104B	RR	TILE	LVP 3	TBB	TBB	TBB	TBB	EPOXY PT	EPOXY PT	EPOXY PT/TILE	EPOXY PT	GYP BD	PT	
105	Room	WOOD, PT	LVP 1/3	GYP BD	GYP BD	GYP BD	GYP BD	ACC PT	PT	PT	PT	2X2 ACT DEC	FF	
105B	RR	TILE	LVP 3	TBB	TBB	TBB	TBB	EPOXY PT/TILE	EPOXY PT	EPOXY PT	EPOXY PT	GYP BD	PT	
106	Room	WOOD, PT	LVP 1/3	GYP BD	GYP BD	GYP BD	GYP BD	PT	PT	ACC PT	PT	2X2 ACT DEC	FF	
106B	RR	TILE	LVP 3	TBB	TBB	TBB	TBB	EPOXY PT	EPOXY PT	EPOXY PT/TILE	EPOXY PT	GYP BD	PT	
107	Room	WOOD, PT	LVP 1/3	GYP BD	GYP BD	GYP BD	GYP BD	ACC PT	PT	PT	PT	2X2 ACT DEC	FF	
107B	RR	TILE	LVP 3	TBB	TBB	TBB	TBB	EPOXY PT/TILE	EPOXY PT	EPOXY PT	EPOXY PT	GYP BD	PT	
108	Room	WOOD, PT	LVP 1/3	GYP BD	GYP BD	GYP BD	GYP BD	PT	PT	ACC PT	PT	2X2 ACT DEC	FF	
108B	RR	TILE	LVP 3	TBB	TBB	TBB	TBB	EPOXY PT	EPOXY PT	EPOXY PT/TILE	EPOXY PT	GYP BD	PT	
109	Room	WOOD, PT	LVP 1/3	GYP BD	GYP BD	GYP BD	GYP BD	ACC PT	PT	PT	PT	2X2 ACT DEC	FF	
109B	RR	TILE	LVP 3	TBB	TBB	TBB	TBB	EPOXY PT/TILE	EPOXY PT	EPOXY PT	EPOXY PT	GYP BD	PT	
110	Room	WOOD, PT	LVP 1/3	GYP BD	GYP BD	GYP BD	GYP BD	PT	PT	ACC PT	PT	2X2 ACT DEC	FF	
110B	RR	TILE	LVP 3	TBB	TBB	TBB	TBB	EPOXY PT	EPOXY PT	EPOXY PT/TILE	EPOXY PT	GYP BD	PT	
111	Room	WOOD, PT	LVP 1/3	GYP BD	GYP BD	GYP BD	GYP BD	ACC PT	PT	PT	PT	2X2 ACT DEC	FF	
111B	RR	TILE	LVP 3	TBB	TBB	TBB	TBB	EPOXY PT/TILE	EPOXY PT	EPOXY PT	EPOXY PT	GYP BD	PT	
112	Room	WOOD, PT	LVP 1/3	GYP BD	GYP BD	GYP BD	GYP BD	PT	PT	ACC PT	PT	2X2 ACT DEC	FF	
112B	RR	TILE	LVP 3	TBB	TBB	TBB	TBB	EPOXY PT	EPOXY PT	EPOXY PT/TILE	EPOXY PT	GYP BD	PT	
113	Room	WOOD, PT	LVP 1/3	GYP BD	GYP BD	GYP BD	GYP BD	ACC PT	PT	PT	PT	2X2 ACT DEC	FF	
113B	RR	TILE	LVP 3	TBB	TBB	TBB	TBB	EPOXY PT/TILE	EPOXY PT	EPOXY PT	EPOXY PT	GYP BD	PT	
115	Room	WOOD, PT	LVP 1/3	GYP BD	GYP BD	GYP BD	GYP BD	ACC PT	PT	PT	PT	2X2 ACT DEC	FF	
115B	RR	TILE	LVP 3	TBB	TBB	TBB	TBB	EPOXY PT	EPOXY PT	EPOXY PT/TILE	EPOXY PT	GYP BD	PT	

2nd Floor Room Finish Schedule

Number	Name	Base Finish	Floor Finish	Materials North	Materials East	Materials South	Materials West	Finishes North	Finishes East	Finishes South	Finishes West	Ceiling Material	Ceiling Finish	REMARKS
2.1	CARTS/STG	RUBBER 3	LVP 3	GYP BD	GYP BD	GYP BD	GYP BD	PT	PT	PT	PT	GYP BD	PT	
2.2	ELEC	RUBBER 3	LVP 3	GYP BD	GYP BD	GYP BD	GYP BD	PT	PT	PT	PT	GYP BD	PT	
2.3	CHUTE	RUBBER 3	LVP 3	GYP BD	GYP BD	GYP BD	GYP BD	PT	PT	PT	PT	GYP BD	PT	
2.4	ELEV	PER MFG	LVP 2	PER MFG	PER MFG	PER MFG	PER MFG	FF	FF	FF	FF	PER MFG	FF	
2.5	STAIR	RUBBER 3	LVP 2/RUBBER 2	CMU	CMU	CMU	CMU	PT	PT	PT	PT	GYP BD	PT	
2.6	STAIR	RUBBER 3	LVP 2/4	CMU	CMU	CMU	CMU	PT	PT	PT	PT	CONCRETE	PT	
2.7	CORR	RUBBER 2	LVP 2/4	GYP BD/MDF	GYP BD/MDF	GYP BD/MDF	CMU	PT/ACC PT	PT/ACC PT	PT/ACC PT	PT	2X2 ACT/ GYP BD	FF/PT	
201	Room	WOOD, PT	LVP 1/3	GYP BD	GYP BD	GYP BD	GYP BD	ACC PT	PT	PT	PT	GYP BD	FF	
201B	RR	TILE	LVP 3	TBB	TBB	TBB	TBB	EPOXY PT/TILE	EPOXY PT	EPOXY PT	EPOXY PT	GYP BD	PT	
202	ADA Room	WOOD, PT	LVP 1/3	GYP BD	GYP BD	GYP BD	GYP BD	PT	PT	ACC PT	PT	GYP BD	FF	
202B	RR	TILE	LVP 3	TBB	TBB	TBB	TBB	EPOXY PT/TILE	EPOXY PT	EPOXY PT	EPOXY PT/TILE	GYP BD	PT	
203	Room	WOOD, PT	LVP 1/3	GYP BD	GYP BD	GYP BD	GYP BD	ACC PT	PT	PT	PT	GYP BD	FF	
203B	RR	TILE	LVP 3	TBB	TBB	TBB	TBB	EPOXY PT/TILE	EPOXY PT	EPOXY PT	EPOXY PT	GYP BD	PT	
204	Room	WOOD, PT	LVP 1/3	GYP BD	GYP BD	GYP BD	GYP BD	PT	PT	ACC PT	PT	GYP BD	FF	
204B	RR	TILE	LVP 3	TBB	TBB	TBB	TBB	EPOXY PT	EPOXY PT	EPOXY PT/TILE	EPOXY PT	GYP BD	PT	
205	Room	WOOD, PT	LVP 1/3	GYP BD	GYP BD	GYP BD	GYP BD	ACC PT	PT	PT	PT	GYP BD	FF	
205B	RR	TILE	LVP 3	TBB	TBB	TBB	TBB	EPOXY PT/TILE	EPOXY PT	EPOXY PT	EPOXY PT	GYP BD	PT	
206	Room	WOOD, PT	LVP 1/3	GYP BD	GYP BD	GYP BD	GYP BD	PT	PT	ACC PT	PT	GYP BD	FF	
206B	RR	TILE	LVP 3	TBB	TBB	TBB	TBB	EPOXY PT	EPOXY PT	EPOXY PT/TILE	EPOXY PT	GYP BD	PT	
207	Room	WOOD, PT	LVP 1/3	GYP BD	GYP BD	GYP BD	GYP BD	ACC PT	PT	PT	PT	GYP BD	FF	
207B	RR	TILE	LVP 3	TBB	TBB	TBB	TBB	EPOXY PT/TILE	EPOXY PT	EPOXY PT	EPOXY PT/TILE	GYP BD	PT	
208	Room	WOOD, PT	LVP 1/3	GYP BD	GYP BD	GYP BD	GYP BD	PT	PT	ACC PT	PT	GYP BD	FF	
208B	RR	TILE	LVP 3	TBB	TBB	TBB	TBB	EPOXY PT	EPOXY PT	EPOXY PT/TILE	EPOXY PT	GYP BD	PT	
209	Room	WOOD, PT	LVP 1/3	GYP BD	GYP BD	GYP BD	GYP BD	ACC PT	PT	PT	PT	GYP BD	FF	
209B	RR	TILE	LVP 3	TBB	TBB	TBB	TBB	EPOXY PT/TILE	EPOXY PT	EPOXY PT	EPOXY PT	GYP BD	PT	
210	Room	WOOD, PT	LVP 1/3	GYP BD	GYP BD	GYP BD	GYP BD	PT	PT	ACC PT	PT	GYP BD	FF	
210B	RR	TILE	LVP 3	TBB	TBB	TBB	TBB	EPOXY PT	EPOXY PT	EPOXY PT/TILE	EPOXY PT	GYP BD	PT	
211	Room	WOOD, PT	LVP 1/3	GYP BD	GYP BD	GYP BD	GYP BD	ACC PT	PT	PT	PT	GYP BD	FF	
211B	RR	TILE	LVP 3	TBB	TBB	TBB	TBB	EPOXY PT/TILE	EPOXY PT	EPOXY PT	EPOXY PT	GYP BD	PT	
212	Room	WOOD, PT	LVP 1/3	GYP BD	GYP BD	GYP BD	GYP BD	PT	PT	ACC PT	PT	GYP BD	FF	
212B	RR	TILE	LVP 3	TBB	TBB	TBB	TBB	EPOXY PT	EPOXY PT	EPOXY PT/TILE	EPOXY PT	GYP BD	PT	
213	Room	WOOD, PT	LVP 1/3	GYP BD	GYP BD	GYP BD	GYP BD	ACC PT	PT	PT	PT	GYP BD	FF	
213B	RR	TILE	LVP 3	TBB	TBB	TBB	TBB	EPOXY PT/TILE	EPOXY PT	EPOXY PT	EPOXY PT	GYP BD	PT	
214	Room	WOOD, PT	LVP 1/3	GYP BD	GYP BD	GYP BD	GYP BD	PT	PT	ACC PT	PT	GYP BD	FF	
214B	RR	TILE	LVP 3	TBB	TBB	TBB	TBB	EPOXY PT	EPOXY PT	EPOXY PT/TILE	EPOXY PT	GYP BD	PT	
215	Room	WOOD, PT	LVP 1/3	GYP BD	GYP BD	GYP BD	GYP BD	ACC PT	PT	PT	PT	GYP BD	FF	
215B	RR	TILE	LVP 3	TBB	TBB	TBB	TBB	EPOXY PT/TILE	EPOXY PT	EPOXY PT	EPOXY PT	GYP BD	PT	
216	Room	WOOD, PT	LVP 1/3	GYP BD	GYP BD	GYP BD	GYP BD	PT	PT	ACC PT	PT	GYP BD	FF	
216B	RR	TILE	LVP 3	TBB	TBB	TBB	TBB	EPOXY PT	EPOXY PT	EPOXY PT/TILE	EPOXY PT	GYP BD	PT	
217	Room	WOOD, PT	LVP 1/3	GYP BD	GYP BD	GYP BD	GYP BD	ACC PT	PT	PT	PT	GYP BD	FF	
217B	RR	TILE	LVP 3	TBB	TBB	TBB	TBB	EPOXY PT/TILE	EPOXY PT	EPOXY PT	EPOXY PT	GYP BD	PT	
218	Room	WOOD, PT	LVP 1/3	GYP BD	GYP BD	GYP BD	GYP BD	PT	PT	ACC PT	PT	GYP BD	FF	
218B	RR	TILE	LVP 3	TBB	TBB	TBB	TBB	EPOXY PT	EPOXY PT	EPOXY PT/TILE	EPOXY PT	GYP BD	PT	
219	Room	WOOD, PT	LVP 1/3	GYP BD	GYP BD	GYP BD	GYP BD	ACC PT	PT	PT	PT	GYP BD	FF	
219B	RR	TILE	LVP 3	TBB	TBB	TBB	TBB	EPOXY PT/TILE	EPOXY PT	EPOXY PT	EPOXY PT	GYP BD	PT	
220	Room	WOOD, PT	LVP 1/3	GYP BD	GYP BD	GYP BD	GYP BD	PT	PT	ACC PT	PT	GYP BD	FF	
220B	RR	TILE	LVP 3	TBB	TBB	TBB	TBB	EPOXY PT	EPOXY PT	EPOXY PT/TILE	EPOXY PT	GYP BD	PT	
221	Room	WOOD, PT	LVP 1/3	GYP BD	GYP BD	GYP BD	GYP BD	ACC PT	PT	PT	PT	GYP BD	FF	
221B	RR	TILE	LVP 3	TBB	TBB	TBB	TBB	EPOXY PT/TILE	EPOXY PT	EPOXY PT	EPOXY PT	GYP BD	PT	
222	Room	WOOD, PT	LVP 1/3	GYP BD	GYP BD	GYP BD	GYP BD	PT	PT	ACC PT	PT	GYP BD	FF	
222B	RR	TILE	LVP 3	TBB	TBB	TBB	TBB	EPOXY PT	EPOXY PT	EPOXY PT/TILE	EPOXY PT	GYP BD	PT	
223	Room	WOOD, PT	LVP 1/3	GYP BD	GYP BD	GYP BD	GYP BD	ACC PT	PT	PT	PT	GYP BD	FF	
223B	RR	TILE	LVP 3	TBB	TBB	TBB	TBB	EPOXY PT/TILE	EPOXY PT	EPOXY PT	EPOXY PT	GYP BD	PT	
224	Room	WOOD, PT	LVP 1/3	GYP BD	GYP BD	GYP BD	GYP BD	PT	PT	ACC PT	PT	GYP BD	FF	
224B	RR	TILE	LVP 3	TBB	TBB	TBB	TBB	EPOXY PT	EPOXY PT	EPOXY PT/TILE	EPOXY PT	GYP BD	PT	
225	Room	WOOD, PT	LVP 1/3	GYP BD	GYP BD	GYP BD	GYP BD	ACC PT	PT	PT	PT	GYP BD	FF	
225B	RR	TILE	LVP 3	TBB	TBB	TBB	TBB	EPOXY PT/TILE	EPOXY PT	EPOXY PT	EPOXY PT	GYP BD	PT	
226	Room	WOOD, PT	LVP 1/3	GYP BD	GYP BD	GYP BD	GYP BD	PT	PT	ACC PT	PT	GYP BD	FF	
226B	RR	TILE	LVP 3	TBB	TBB	TBB	TBB	EPOXY PT	EPOXY PT	EPOXY PT/TILE	EPOXY PT	GYP BD	PT	
227	Room	WOOD, PT	LVP 1/3	GYP BD	GYP BD	GYP BD	GYP BD	ACC PT	PT	PT	PT	GYP BD	FF	
227B	RR	TILE	LVP 3	TBB	TBB	TBB	TBB	EPOXY PT/TILE	EPOXY PT	EPOXY PT	EPOXY PT	GYP BD	PT	

NOTE:
ALL GYPSUM BOARD SHALL BE TYPE 'X'

LICENSED ARCHITECT AR-985708
R. COLBY RICKS
STATE OF IDAHO
5/6/2022

DATE		
6-9-22	REV 2	

A NEW HOTEL FOR:
TERRA DEVELOPMENT LLC
TWIN FALLS, ID
ROOM FINISH SCHEDULE 1ST & 2ND

Laughlin Ricks Architecture
architecture/planning
134 3RD AVE. E. * Twin Falls, Idaho 83301
PHONE: (208) 736-8050

DATE: 5/6/2022
NM Drawn
RCR Checked

A9-4

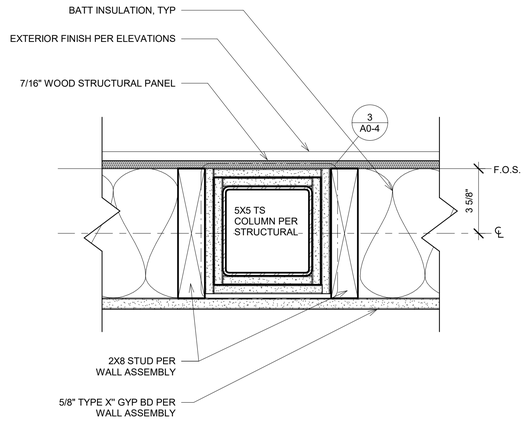

1 EXTERIOR 1-HR COLUMN WRAP - NO SHEAR
3" = 1'-0"

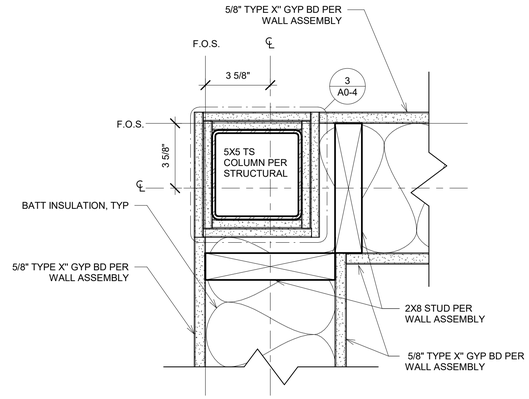

2 INTERIOR CORNER
3" = 1'-0"

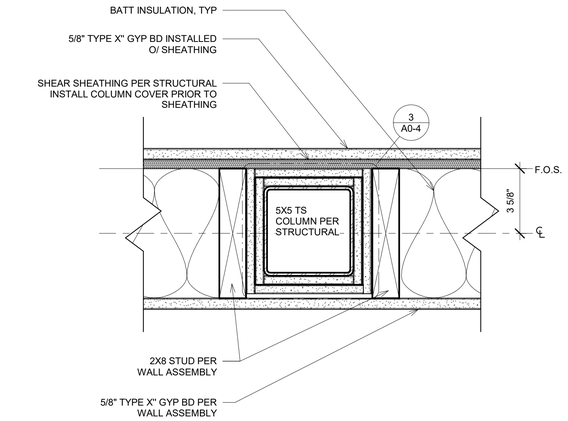

3 INTERIOR 1-HR COLUMN WRAP @ SHEAR MID
3" = 1'-0"

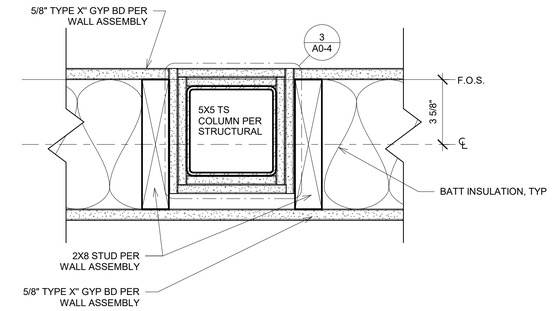

4 INTERIOR COLUMN WRAP - NO SHEAR
3" = 1'-0"

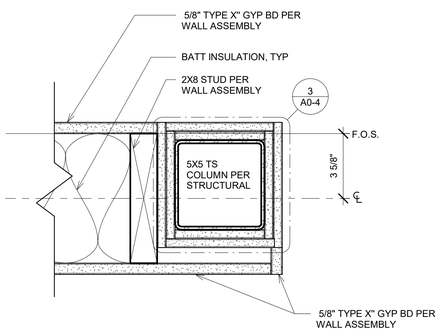

5 INTERIOR COLUMN WRAP - WALL END
3" = 1'-0"

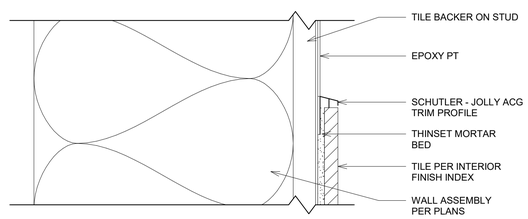

6 POOL WALL FINISH TRANSITION
6" = 1'-0"

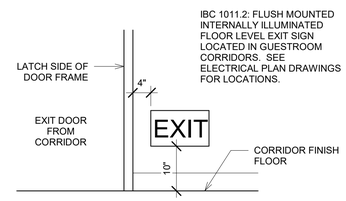

7 FLOOR LEVEL EXIT SIGN
3/4" = 1'-0"

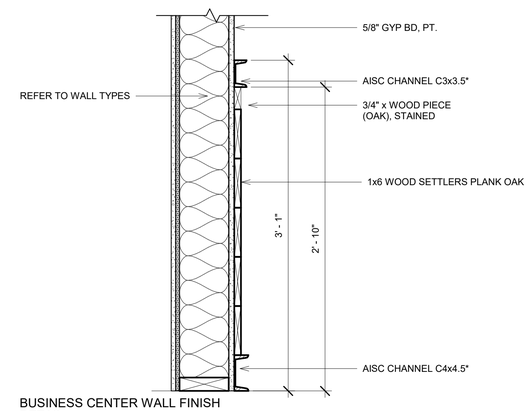

8 BUSINESS CENTER WALL FINISH DETAIL
1 1/2" = 1'-0"

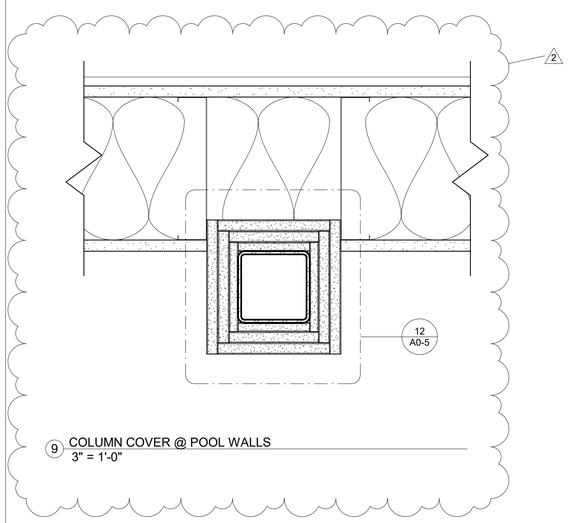

9 COLUMN COVER @ POOL WALLS
3" = 1'-0"

LICENSED
ARCHITECT
AR-985708
R. COLBY RICKS
STATE OF IDAHO
5/6/2022

DATE	
6-9-22	REV 2

A NEW HOTEL FOR:
TERRA DEVELOPMENT LLC
TWIN FALLS, ID
DETAILS - INTERIOR

Laughlin Ricks Architecture
architecture/planning
134 3RD AVE. E. * Twin Falls, Idaho 83301
PHONE: (208) 736-8050

DATE: 5/6/2022
NM Drawn
RCR Checked

A10-7