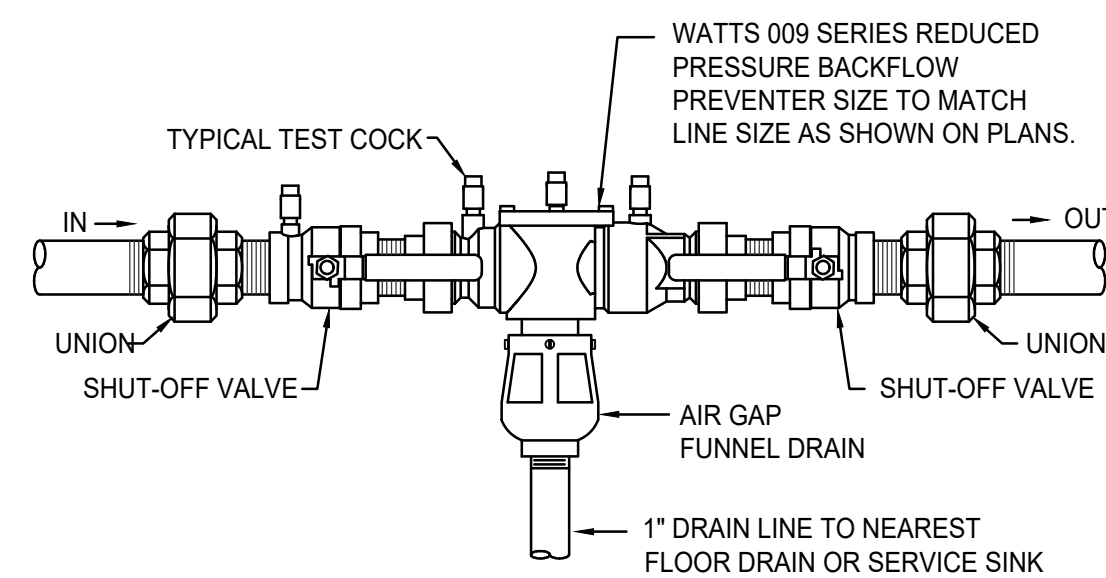


INDIRECT GREASE TRAP DETAIL
NO SCALE

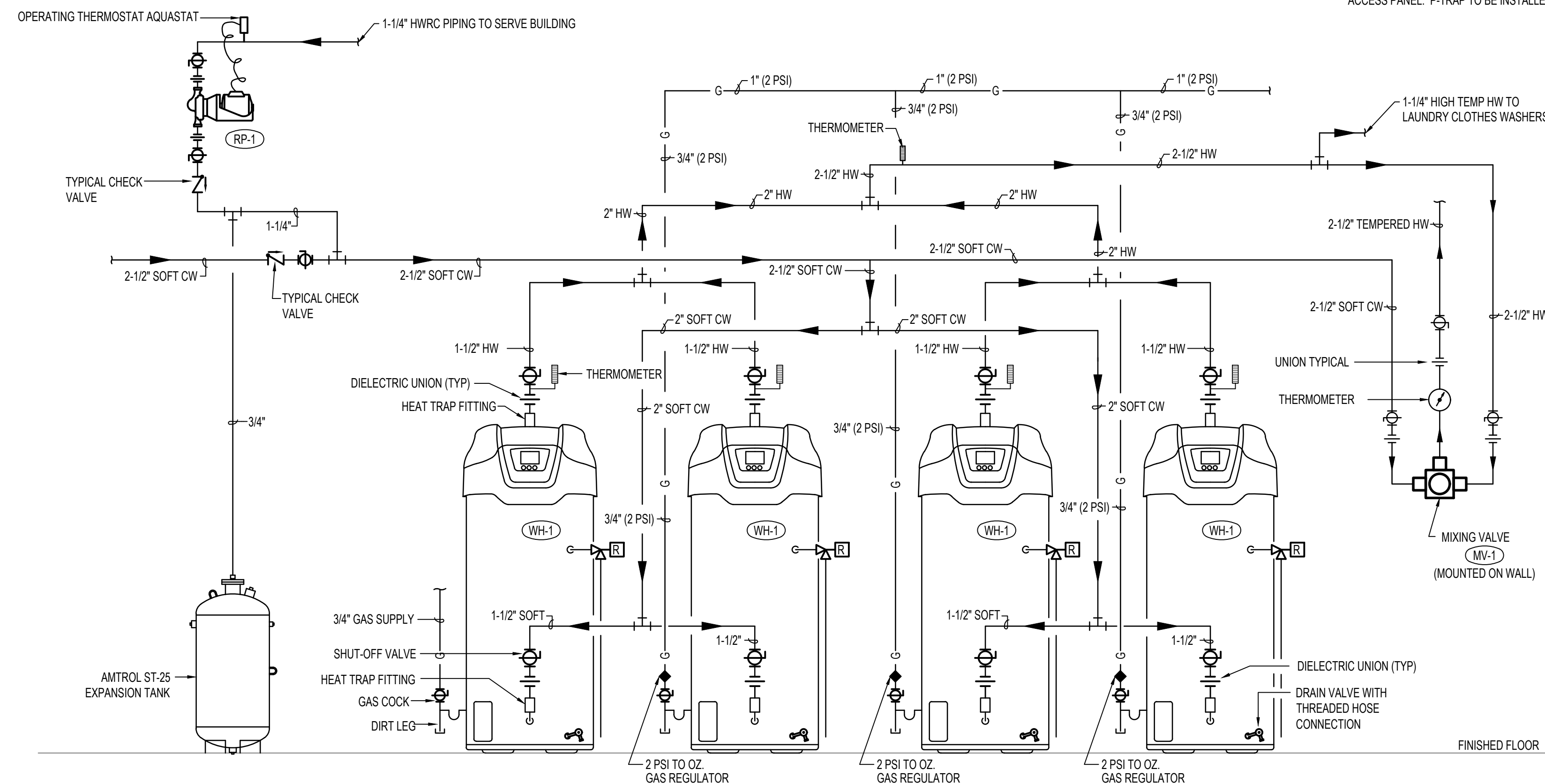


ICE MAKER CW SUPPLY LINE BACKFLOW PREVENTER DETAIL
NO SCALE

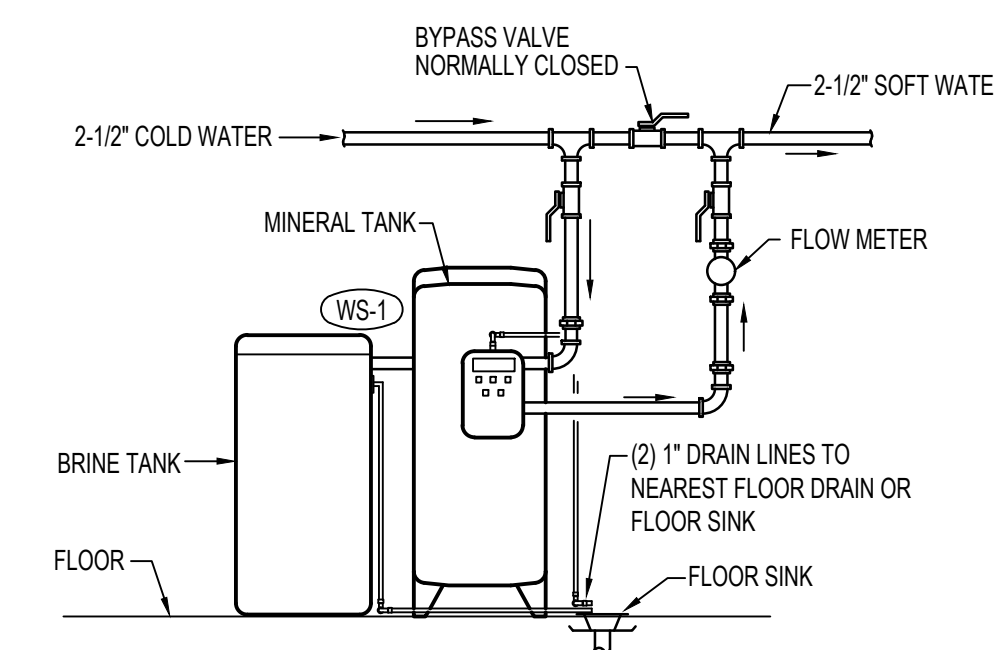
FIXTURE SCHEDULE					
SYM.	DESCRIPTION	HOT	COLD	WASTE	VENT
(DW-1)	GLASS WARE DISHWASHER K.E.C.#5 - UNDERCOUNTER DISHWASHER TO BE FURNISHED BY K.E.C. & INSTALLED BY PLUMBER. INSTALL 1/2" HW LINE COMPLETE WITH 1/2" BALL TYPE SHUT-OFF VALVE & S.S. BRAIDED FLEXIBLE CONNECTION. INSTALL 1" DRAIN FROM DISHWASHER TO FLOOR SINK WITH AIRGAP.	1/2"	---	1" TO (FS-1)	---
(FD-1)	2" FLOOR DRAIN WITH PRIMER - ZURN Z-415B WITH 5/8" NICKEL-BRONZE STRAINER AND 2" DEEP SEAL P-TRAP WITH ZURN 1022 TRAP PRIMER.	---	1/2"	2"	2"
(FD-2)	4" FLOOR DRAIN - ZURN Z-415B WITH 8/10" NICKEL-BRONZE STRAINER AND 4" DEEP SEAL P-TRAP.	---	---	4"	2"
(FS-1)	FLOOR SINK - ZURN Z-1900-KC WITH WHITE ENAMEL FINISH, DOME STRAINER AND 2" DEEP SEAL P-TRAP. PROVIDE 3/4" GRATE OVER SINK.	---	---	2"	2"
(FS-2)	FLOOR SINK - ZURN Z-1900-KC WITH WHITE ENAMEL FINISH, DOME STRAINER AND 4" DEEP SEAL P-TRAP. PROVIDE HALF GRATE OVER SINK.	---	---	4"	2"
(GT-1)	LOW PROFILE GREASE TRAP - IPEX ENDURA (SIZE 25) 50#, 25 GPM FLOW GREASE TRAP. PROVIDE TRAP WITH FLOW CONTROL FITTING. INTERCEPTOR LID TO BE ACCESSIBLE FOR GREASE REMOVAL.	---	---	3"	2"
(HW-1)	HAND WASH SINK K.E.C.#7 - TO BE FURNISHED BY K.E.C. AND INSTALLED BY PLUMBING CONTRACTOR. SINK TO BE COMPLETE WITH 1-1/2" P-TRAP, S.S. BRAIDED SUPPLIES & BALL STOPS.	1/2"	1/2"	1-1/2"	1-1/2"
(IM-1)	ICE MAKER - MANITOWOC IT0450 ICE CUBE MAKER. INSTALL 1/2" CW LINE COMPLETE WITH BACKFLOW PREVENTOR AND 1/2" BALL TYPE SHUT-OFF VALVE & S.S. BRAIDED FLEXIBLE CONNECTION. RUN 3/4" DRAIN TO FLOOR SINK WITH AIRGAP.	---	1/2"	3/4" TO (FS-1)	---
(JS-1)	FLOOR MOUNTED SERVICE SINK - MUSTEE MODEL 6M (26"x24"x10") MOP SINK WITH 63600A FAUCET AND 2" DEEP SEAL P-TRAP AND STRAINER	1/2"	1/2"	2"	2"
(L-1) (A)	COUNTERTOP LAVATORY - KOHLER MODEL K-2905-4 SELF-RIMMING "FARMINGTON" WITH MOEN L4601 LEVER FAUCET, K-7715 OPEN GRID STRAINER, 1/2" BALL STOPS AND 1-1/4" P-TRAP.	1/2"	1/2"	1-1/2"	1-1/2"
(L-2) (A)	ADA COUNTERTOP LAVATORY - KOHLER MODEL K-2905-4 SELF-RIMMING "FARMINGTON" WITH MOEN L4601 LEVER FAUCET, K-7715 OPEN GRID STRAINER, 1/2" BALL STOPS AND 1-1/4" P-TRAP. PROVIDE INSULATING JACKET ON HW PIPING AND P-TRAP.	1/2"	1/2"	1-1/2"	1-1/2"
(L-3)	ADA WALL MOUNTED LAVATORY - KOHLER 2023 "GREENWICH" (SIZE 20"x18") WITH K-7715 OPEN GRID STRAINER, MOEN L4601 FAUCET. 1/2" STOPS AND 1-1/2" P-TRAP. PROVIDE CONCEALED ARM CARRIER SYSTEM AND INSULATING JACKET ON HW AND DRAIN PIPE.	1/2"	1/2"	1-1/2"	1-1/2"
(MV-1)	MIXING VALVE ASSEMBLY - WATTS LFN170 HOT WATER MASTER MIXING VALVE IN 2" SIZE. REDUCE PIPING FROM 2-1/2" TO 2" AT VALVE. SEE WATER HEATER PIPING DETAIL ON THIS SHEET.	2"	2"	---	---
(PS-1)	SINGLE COMPARTMENT PREP-SINK K.E.C.#10 - TO BE FURNISHED BY K.E.C. AND INSTALLED BY PLUMBING CONTRACTOR. SINK TO BE COMPLETE WITH 2" P-TRAP, S.S. BRAIDED SUPPLIES & BALL STOPS.	1/2"	1/2"	2"	2"
(RP-1)	RECIRC PUMP - B&G SERIES PR WITH 1-1/4" FLANGES AND 115 VOLT MOTOR 2.1 FLA AT 1725 RPM. 12 GPM FLOW AT 10' HEAD.	1-1/4"	---	---	---

(A) PLUMBING CONTRACTOR TO INSTALL P-TRAP FOR ALL GUEST ROOM LAVATORIES IN WALL IN ACCESS PANEL. P-TRAP TO BE INSTALLED PARALLEL WITH WALL TO BE FULLY CONCEALED.

FIXTURE SCHEDULE					
SYM.	DESCRIPTION	HOT	COLD	WASTE	VENT
(SH-1)	GUEST ROOM SHOWER - AQUATIC MODEL 160304PST 60" x 30" SHOWER, ZURN MODEL 415-B 2" SHOWER DRAIN AND STRAINER, KOHLER K-190761-4-CP HONESTY RITE TEMP SHOWER VALVE AND TRIM PLATE, MOEN MODEL 3638EP SHOWER HEAD WITH ARM AND FLANGE. COLOR OF SHOWER AND TRIM TO BE SELECTED BY THE ARCHITECT.	1/2"	1/2"	2"	2"
(SH-2)	ADA GUEST ROOM ROLL-IN SHOWER - AQUATIC MODEL 160306PSTTR 60" x 30" ADA SHOWER WITH ZURN Z-415B SHOWER DRAIN & 2" P-TRAP, KOHLER MODEL K-9898-CP AWAKEN G110 HAND SHOWER WITH 36" SLIDEBAR AND 60" S.S. HOSE. COLOR OF SHOWER AND TRIM TO BE SELECTED BY THE ARCHITECT.	1/2"	1/2"	2"	2"
(SP-1)	SUMP PUMP - LIBERTY MODEL 240 SUMP PUMP WITH 1/4" H.P. MOTOR AT 120/60/1 PUMP TO BE SUPPLIED TO OWNER FOR PORTABLE USE IN CASE OF EMERGENCY FLOOD IN ELEVATOR PIT.	---	---	1-1/4"	---
(T-1)	CORNER WHIRL POOL TUB - AQUATIC CAVALCADE 60" X 60" X 22" CORNER TUB WITH INTEGRAL DRAIN, PNEUMATIC CONTROLS AND FAUCET WITH FILL SPOUT.	1/2"	1/2"	2"	2"
(TS-1)	TRIPLE COMPARTMENT SINK - K.E.C.#4 SINK WITH FAUCET. PLUMBING CONTRACTOR TO INSTALL SINK AND PROVIDE 2" WASTE LINE FROM EACH COMPARTMENT TO 3" CONNECTION ON GREASE TRAP BELOW ON FLOOR. (SEE DETAIL ON THIS SHEET), 1/2" BALL STOPS FOR HW & CW AND BRAIDED S.S. SUPPLIES.	1/2"	1/2"	3" TO (GT-1)	---
(TD-1)	LAUNDRY TRENCH DRAIN - HM COMPANY MODEL 120 POLY TRENCH DRAIN (84" LONG x 12" WIDE x 12" DEEP) WITH LINT INTERCEPTOR AND 4" OUTLET AND 4" P-TRAP.	---	---	4"	2"
(WB-1)	WASHING MACHINE HOOK-UP - GUY GRAY MODEL BB200TS COMBINATION BOX COMPLETE WITH 2" WASTE LINE AND P-TRAP, 1/2" HOT & COLD WATER LINES FROM TOP	1/2"	1/2"	2"	2"
(WC-1)	TANK TYPE WATER CLOSET - KOHLER K-3505 "WELLWORTH" W/ ELONGATED BOWL, K-4550 WHITE OPEN FRONT SEAT, BOLT CAPS AND 1/2" STOP VALVE.	---	1/2"	4"	2"
(WC-2)	ADA TANK TYPE WATER CLOSET - KOHLER K-3493 "HIGHLINE" W/ ELONGATED BOWL, K-4670-C WHITE OPEN FRONT SEAT, BOLT CAPS AND 1/2" STOP VALVE. RIGHT OR LEFT HAND FLUSH LEVER SO LEVER IS ON OPEN SIDE OF ACCESSIBLE STALLS.	---	1/2"	4"	2"
(WH-1)	GAS FIRED WATER HEATER - A.O. SMITH MODEL BTH-250 WITH 100 GALLON TANK, 250,000 BTU INPUT, 1-1/2" WATER CONNECTIONS AND HEAT TRAP NIPPLES, 3/4" T&P RELIEF VALVE. 120/60/1 POWER REQUIRED.	1-1/2"	1-1/2"	---	---
(WS-1)	WATER SOFTENER - CULLIGAN MODEL CMS-450-3 SINGLE WATER METER / DELAY WITH 125 GPM PEAK FLOW AT 17 GRAINS HARDNESS. 120/60/1 POWER REQUIREMENT AT 0.32 FLA.	---	2-1/2"	---	---



WATER HEATER PIPING DIAGRAM
NO SCALE



WATER SOFTENER PIPING DIAGRAM
NO SCALE

Engineered Systems Associates
 1355 EAST CENTER
 POCATELLO, IDAHO 83201
 PHONE: (208) 233-0501
 FAX: (208) 233-0529
 EMAIL: esa@engsystems.com
 ESA JOB NUMBER: 22017

05.06.22

DATE _____

A NEW HOTEL:
HOTEL
TWIN FALLS, ID.

Laughlin Ricks Architecture
 architecture/planning
 134 3RD AVE. E. * Twin Falls, Idaho 83301
 (208) 736-8050 Fax: (208) 733-0950

DATE: 5/06/2022

DR: _____

DLH: _____

Checked

P3-1