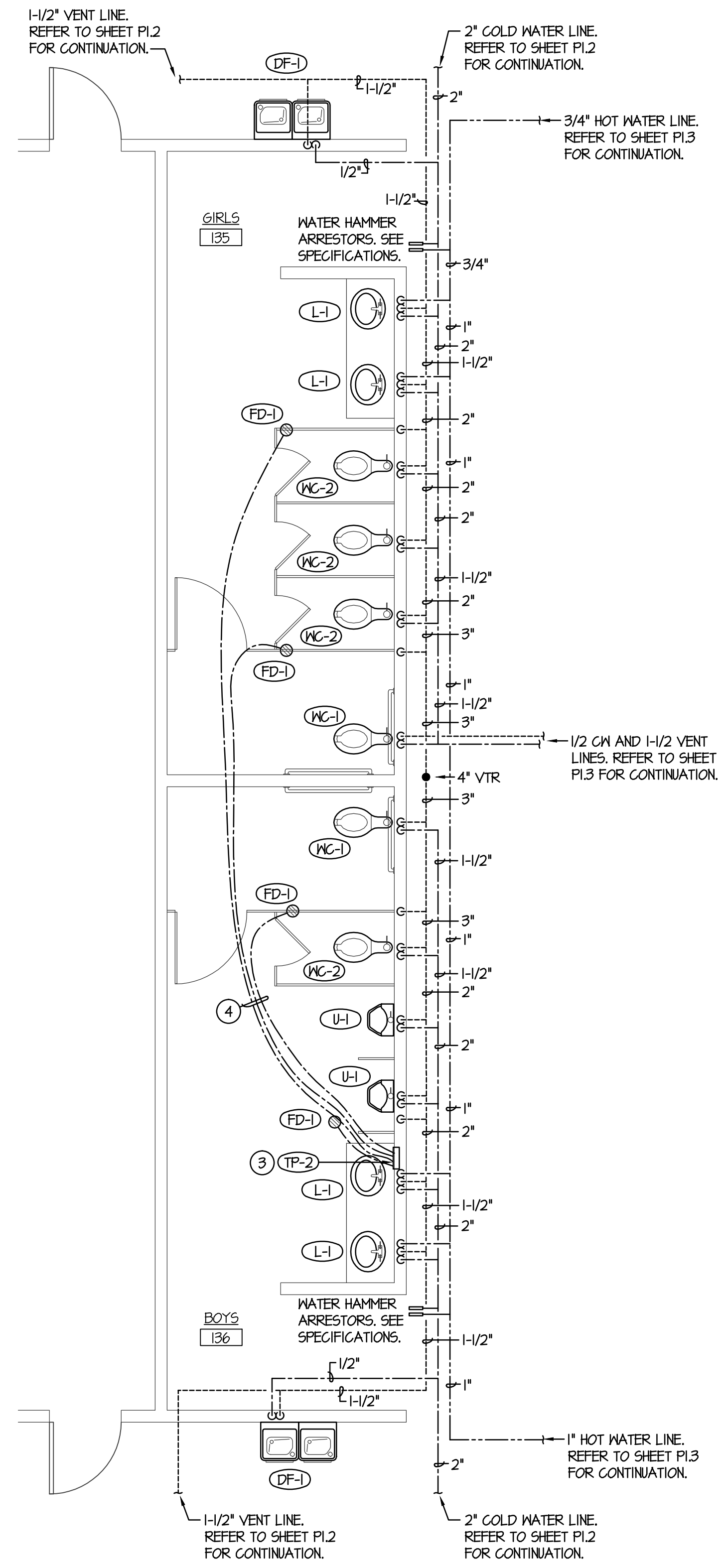


Large Scale Kitchen & Toilet Rooms
Scale: 1/4" = 1'-0"
north



Large Scale Toilet Rooms
Scale: 1/4" = 1'-0"
north

PLAN NOTES:

- 1 PROVIDE AND INSTALL GAS FIRED WATER HEATER AS SPECIFIED COMPLETE WITH THERMAL EXPANSION TANK, MIXING VALVE AND RECIRC. PUMP. REFER TO DETAIL F/P3.1 FOR TYPICAL PIPING CONNECTIONS.
- 2 DROP 3/4" GAS LINE (LOW PRESSURE) DOWN THRU MEZZANINE FLOOR AND CONNECT TO WATER HEATER WITH SHUT-OFF VALVE AND FLEXIBLE HOSE. REFER TO MEZZANINE PLUMBING PLAN (SHEET PL2) FOR CONTINUATION OF PIPING AND TO DETAIL A/P3.1 FOR TYPICAL GAS LINE CONNECTION. REFER TO DETAIL F/P3.1 FOR TYPICAL WATER HEATER PIPING CONNECTIONS.
- 3 PROVIDE AND INSTALL AUTOMATIC TRAP PRIMER AS SPECIFIED. PRIMER TO BE RECESSED IN WALL WITH LOCKING COVER. COORDINATE ACTUAL LOCATION WITH PIPING. DROP 1/2" COLD WATER LINE FOR EACH OF (4) FLOOR DRAINS DOWN THRU FLOOR. REFER TO DETAIL L/P3.1 FOR TYPICAL INSTALLATION.
- 4 1/2" COLD WATER LINE (PEX PIPE) BELOW FLOOR. CONNECT TO FLOOR DRAIN AND TO TRAP PRIMER. REFER TO DETAIL J/P3.1 FOR TYPICAL INSTALLATION.
- 5 PROVIDE AND INSTALL GREASE TRAP AS SPECIFIED. TRAP TO BE RECESSED WITH TOP FLUSH WITH FINISHED FLOOR. REFER TO DETAIL G/P3.1 FOR TYPICAL INSTALLATION.
- 6 FREEZER/COOLER UNITS SUPPLIED BY KITCHEN EQUIPMENT SUPPLIER. RUN DRAIN LINES AS REQUIRED FROM CONDENSER UNITS INSIDE AND/OR ABOVE UNIT TO FLOOR SINK. FIELD VERIFY EXACT SIZES AND LOCATIONS OF DRAIN LINES WITH EQUIPMENT PROVIDED. ALL DRAIN LINES LOCATED WITHIN FREEZER UNITS TO BE INSULATED WITH 3/4" THICK RUBBER PIPE INSULATION. REFER TO ELECTRICAL DRAWINGS FOR HEAT TRACE ON LINES. FIELD VERIFY WORK REQUIRED WITH EQUIPMENT SUPPLIED.

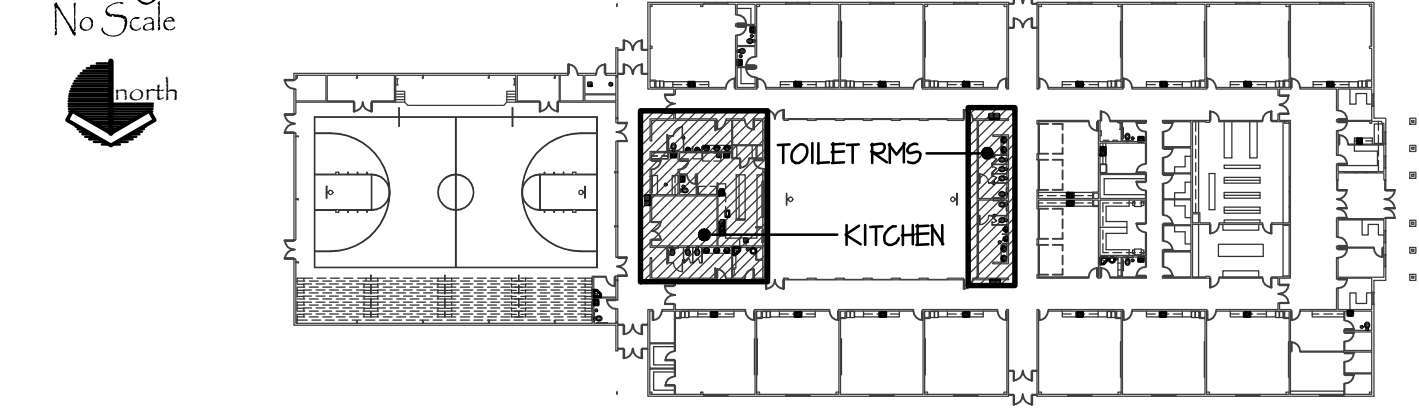
CONTRACTOR

project for:
Grace School District #148
New Elementary School
Fourth West Street
Grace, Idaho


340 East Clark Street, Suite A
Pocatello, Idaho 83201
Phone (208) 233-4548
Fax (208) 233-0263
email tek@bootharchitecture.com

BOOTH
Architecture PLLC

Key Plan



ORIGINAL DRAWING SIGNED BY: DWAYNE C. SUDWEEKS
DATE ORIGINAL SIGNED: March 20, 2014
ORIGINAL ON FILE AT ENGINEERED SYSTEMS ASSOCIATES
1855 EAST CENTER, POCATELLO, IDAHO 83201



Engineered Systems Associates
1355 EAST CENTER
POCATELLO, IDAHO 83201
PHONE: (208) 233-0501
FAX: (208) 233-0529
EMAIL: eso@engsystems.com
ESA JOB NUMBER: 17078

Large Scale Plumbing Plans
Date 3/22/19
Sheet No. P2.1